


ÅRHUS AKADEMI

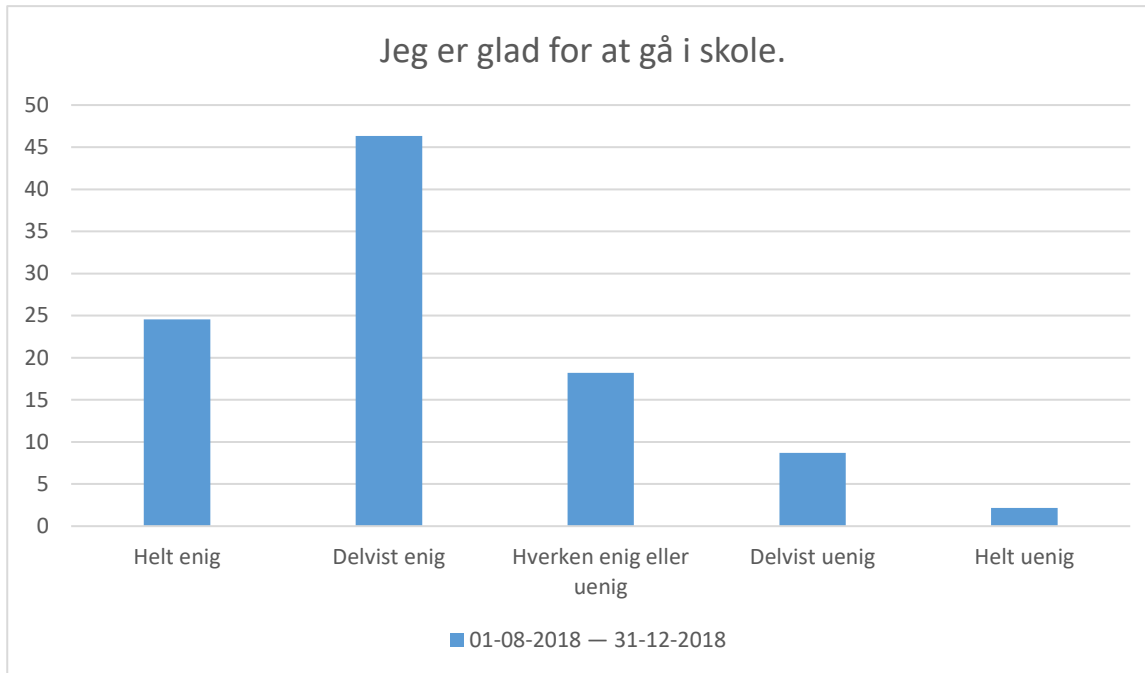
Resultater

Alle elever, svarprocent: 75%



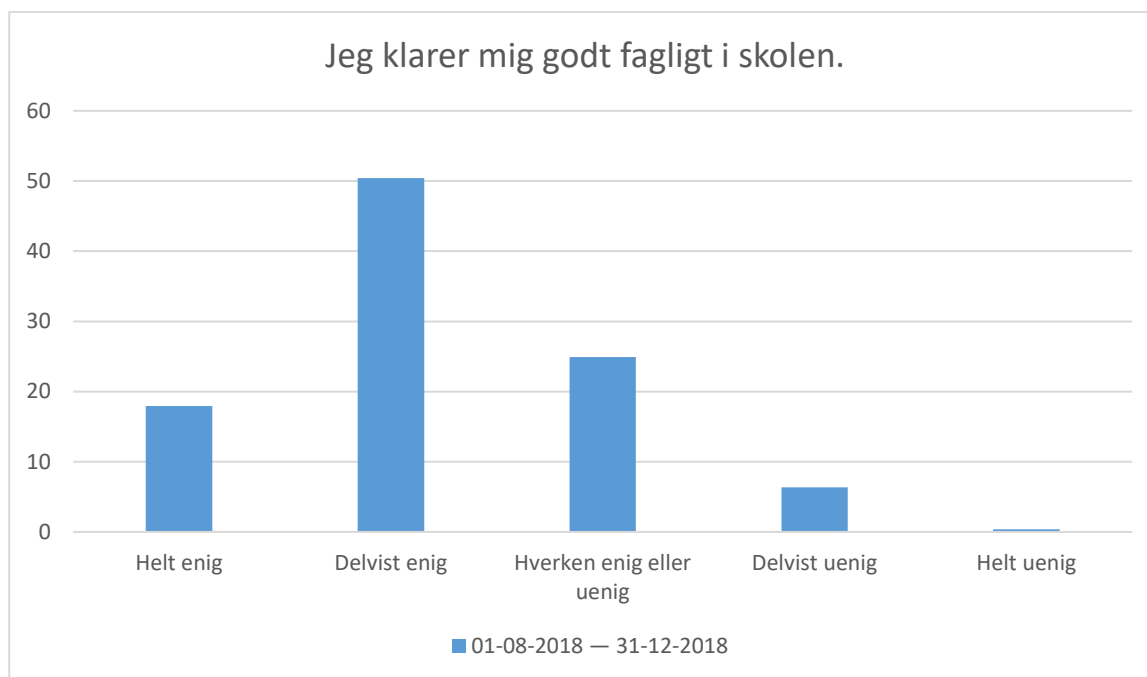
@Ventures
Elevtrivselsundersøgelse

Afsnit C



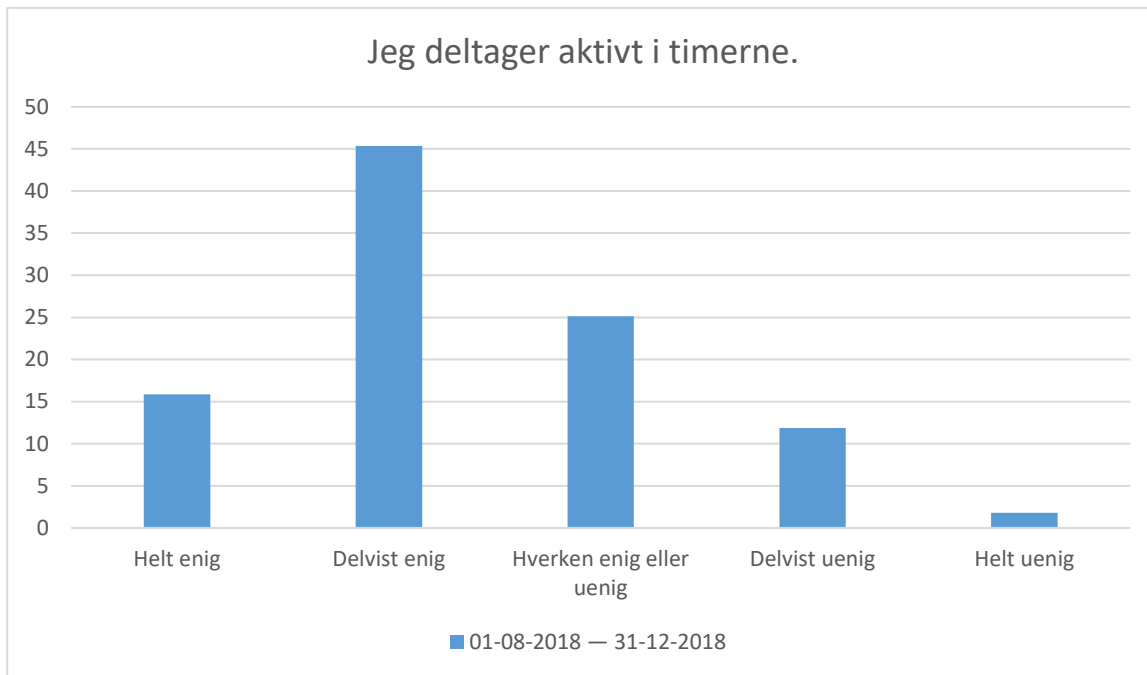
01-08-2018 — 31-12-2018; Gennemsnit: 3,8, spredning: 1

Svarmulighed	01-08-2018 — 31-12-2018: Antal	01-08-2018 — 31-12-2018: Andel (%)
Helt enig	124	25
Delvist enig	234	46
Hverken enig eller uenig	92	18
Delvist uenig	44	9
Helt uenig	11	2
Total	505	-



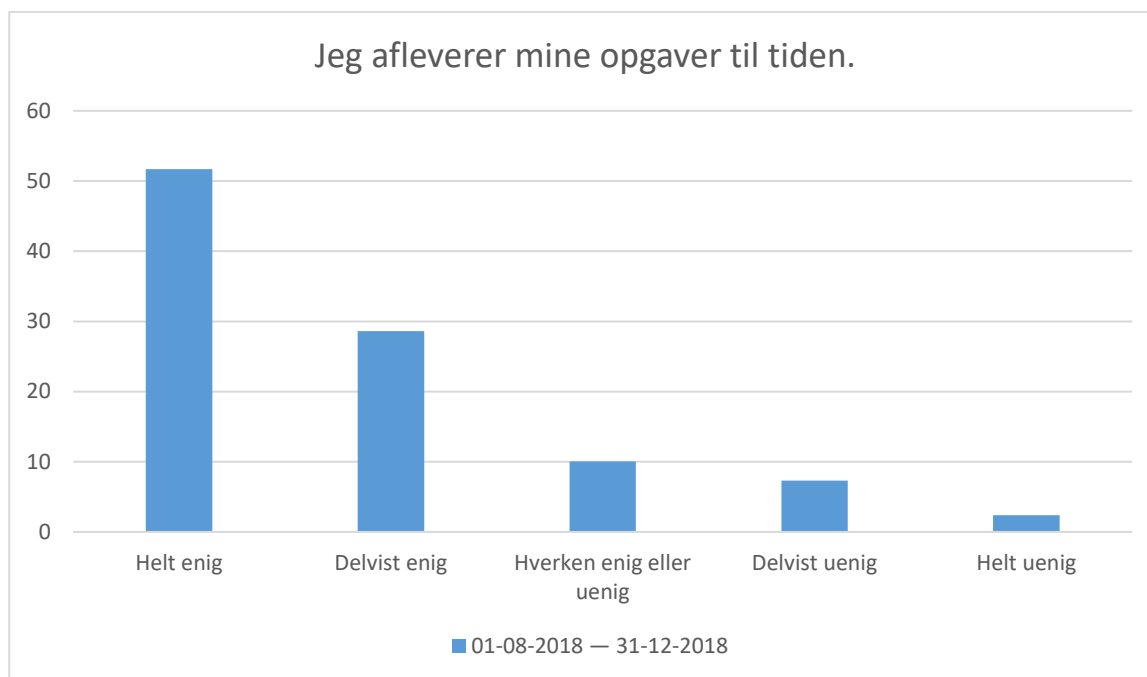
01-08-2018 — 31-12-2018; Gennemsnit: 3,8, spredning: 0,8

Svarmulighed	01-08-2018 — 31-12-2018: Antal		01-08-2018 — 31-12-2018: Andel (%)	
Helt enig	90	18	18	18
Delvist enig	253	50	50	50
Hverken enig eller uenig	125	25	25	25
Delvist uenig	32	6	6	6
Helt uenig	2	0	0	0
Total	502	-	-	-



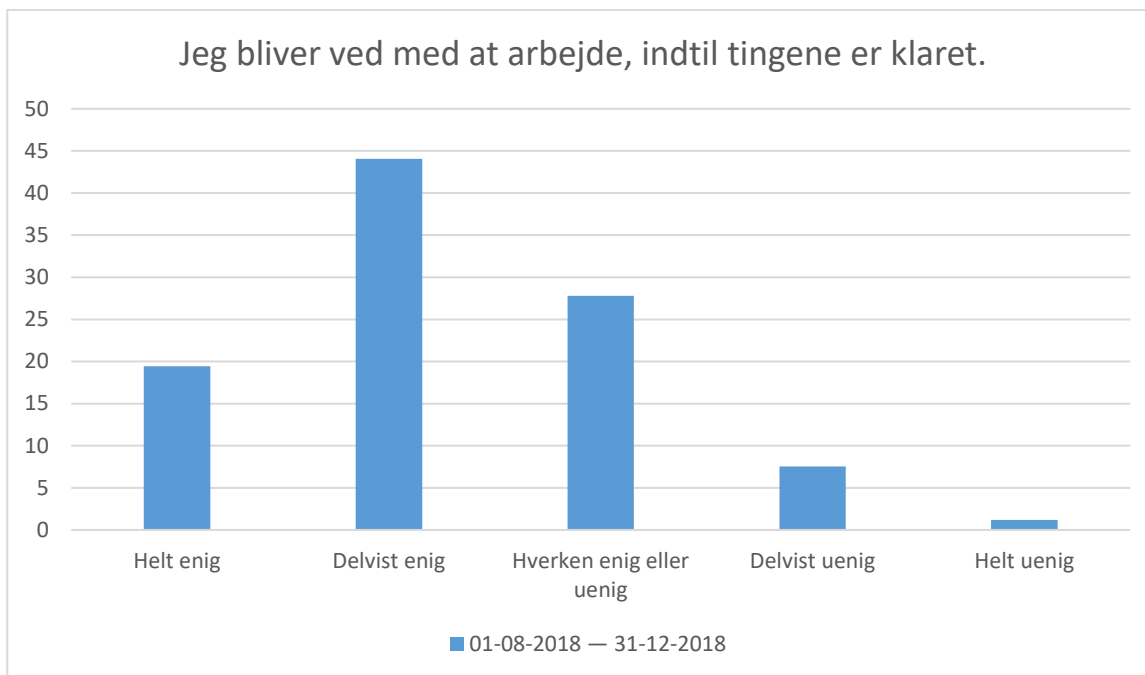
01-08-2018 — 31-12-2018; Gennemsnit: 3,6, spredning: 0,9

Svarmulighed	01-08-2018 — 31-12-2018: Antal		01-08-2018 — 31-12-2018: Andel (%)	
Helt enig		80		16
Delvist enig		229		45
Hverken enig eller uenig		127		25
Delvist uenig		60		12
Helt uenig		9		2
Total		505		-



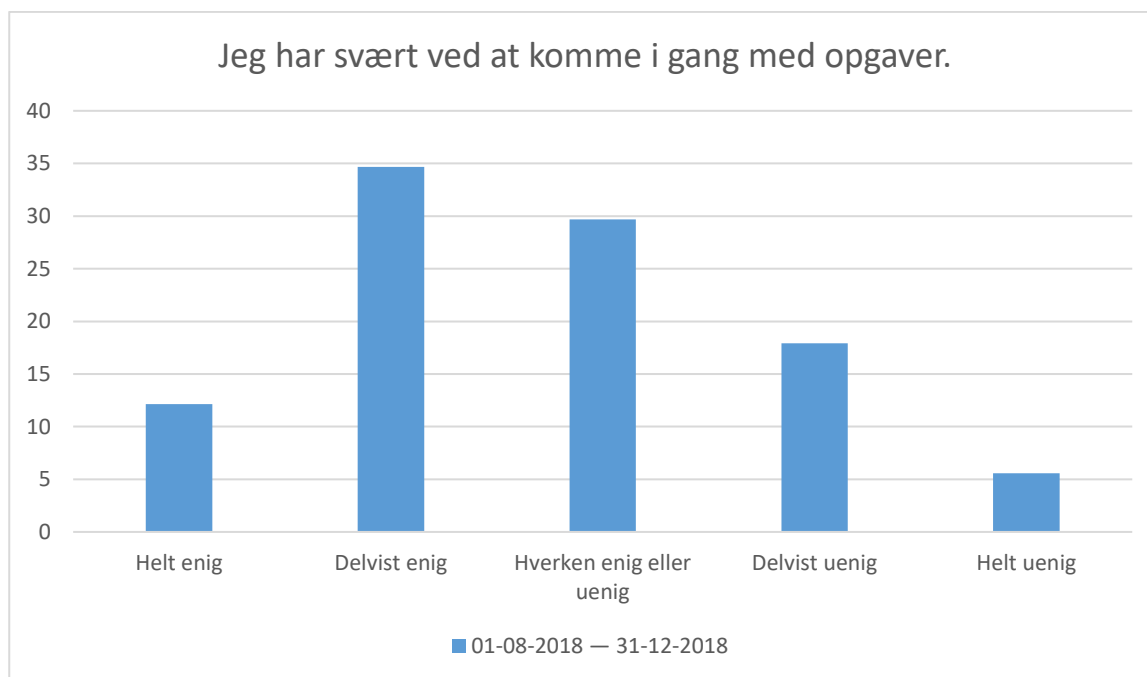
01-08-2018 — 31-12-2018; Gennemsnit: 4,2, spredning: 1

Svarmulighed	01-08-2018 — 31-12-2018: Antal		01-08-2018 — 31-12-2018: Andel (%)	
Helt enig	262		52	
Delvist enig	145		29	
Hverken enig eller uenig	51		10	
Delvist uenig	37		7	
Helt uenig	12		2	
Total	507		-	



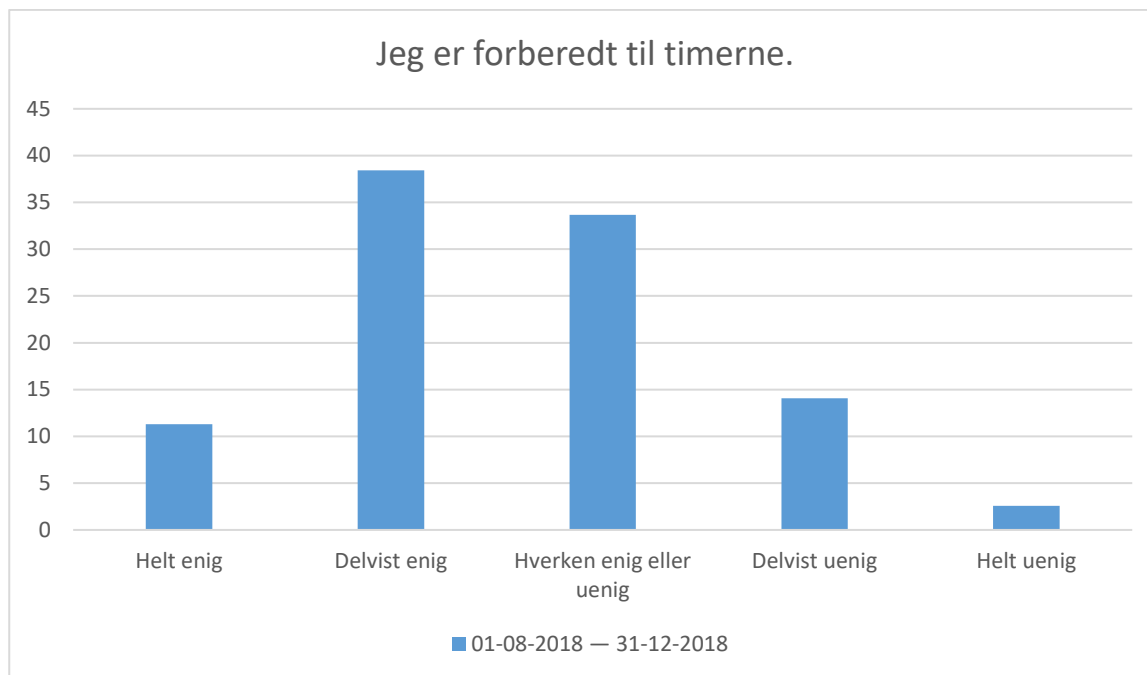
01-08-2018 — 31-12-2018; Gennemsnit: 3,7, spredning: 0,9

Svarmulighed	01-08-2018 — 31-12-2018: Antal	01-08-2018 — 31-12-2018: Andel (%)
Helt enig	98	19
Delvist enig	222	44
Hverken enig eller uenig	140	28
Delvist uenig	38	8
Helt uenig	6	1
Total	504	-



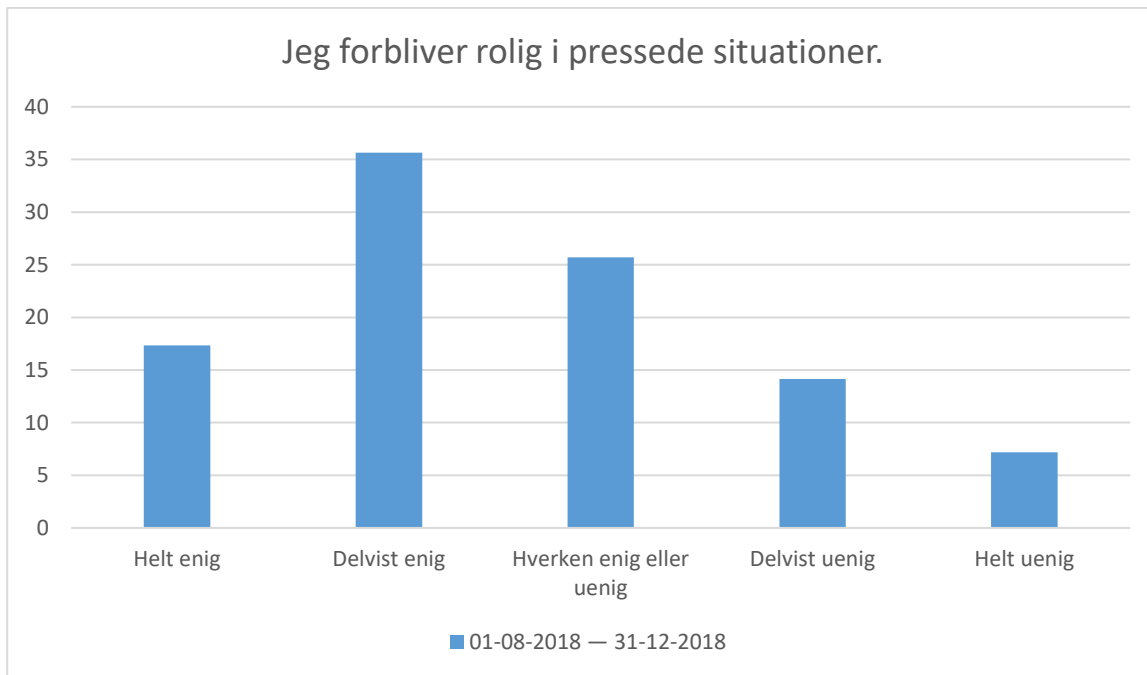
01-08-2018 — 31-12-2018; Gennemsnit: 3,3, spredning: 1,1

Svarmulighed	01-08-2018 — 31-12-2018: Antal		01-08-2018 — 31-12-2018: Andel (%)	
Helt enig		61		12
Delvist enig		174		35
Hverken enig eller uenig		149		30
Delvist uenig		90		18
Helt uenig		28		6
Total		502		-



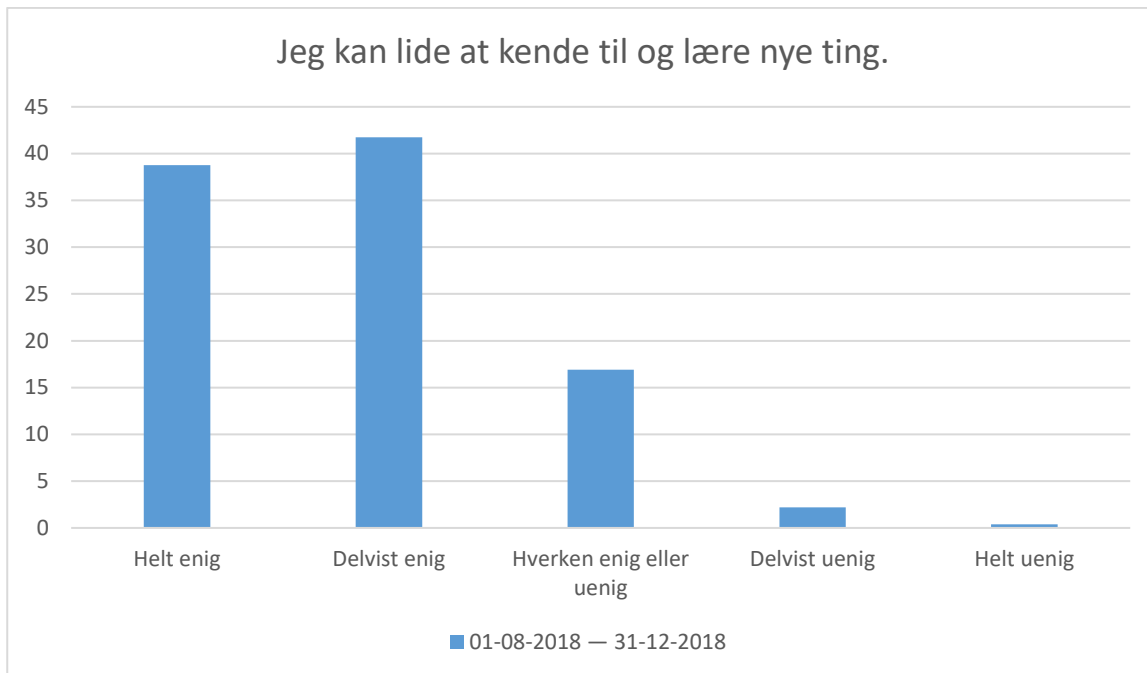
01-08-2018 — 31-12-2018; Gennemsnit: 3,4, spredning: 1

Svarmulighed	01-08-2018 — 31-12-2018: Antal	01-08-2018 — 31-12-2018: Andel (%)
Helt enig	57	11
Delvist enig	194	38
Hverken enig eller uenig	170	34
Delvist uenig	71	14
Helt uenig	13	3
Total	505	-



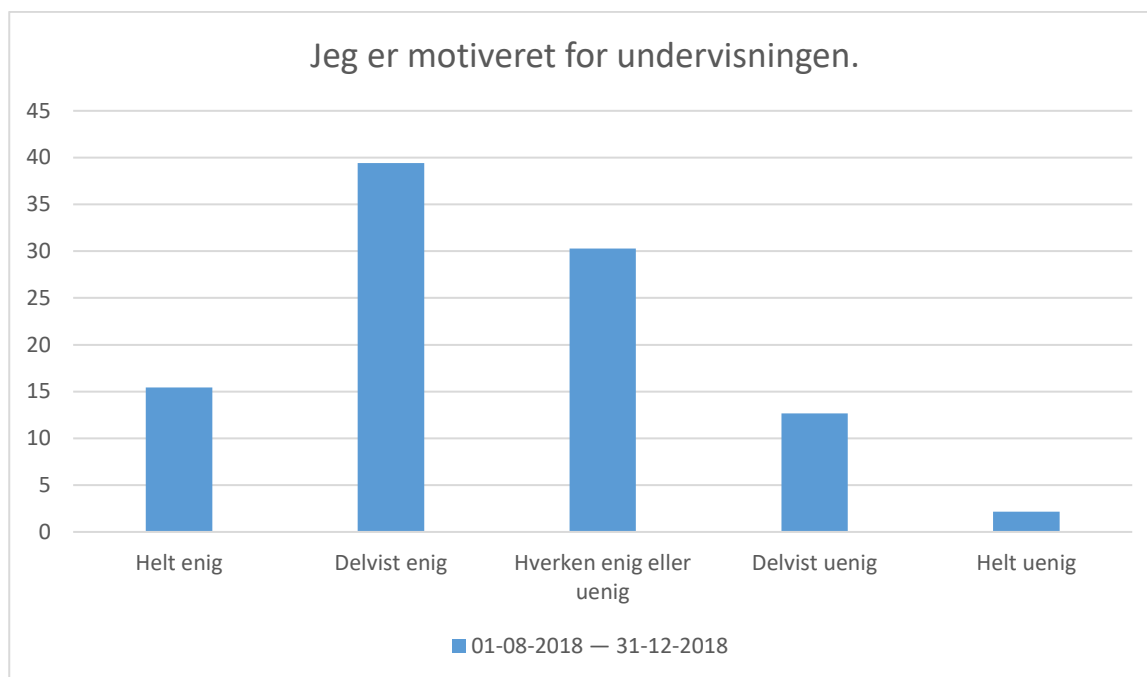
01-08-2018 — 31-12-2018; Gennemsnit: 3,4, spredning: 1,1

Svarmulighed	01-08-2018 — 31-12-2018: Antal	01-08-2018 — 31-12-2018: Andel (%)
Helt enig	87	17
Delvist enig	179	36
Hverken enig eller uenig	129	26
Delvist uenig	71	14
Helt uenig	36	7
Total	502	-



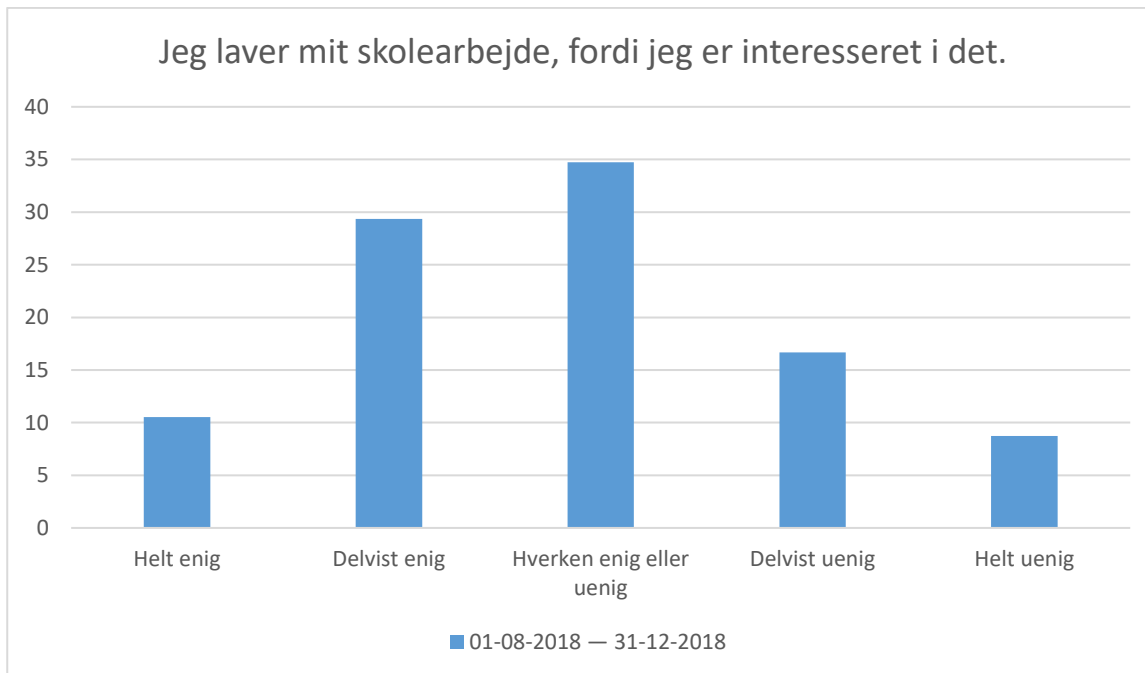
01-08-2018 — 31-12-2018; Gennemsnit: 4,2, spredning: 0,8

Svarmulighed	01-08-2018 — 31-12-2018: Antal		01-08-2018 — 31-12-2018: Andel (%)	
Helt enig	195	210	39	42
Delvist enig	85	11	17	2
Hverken enig eller uenig	2	0	0	0
Delvist uenig	11	2	2	0
Helt uenig	2	0	0	0
Total	503	503	-	-



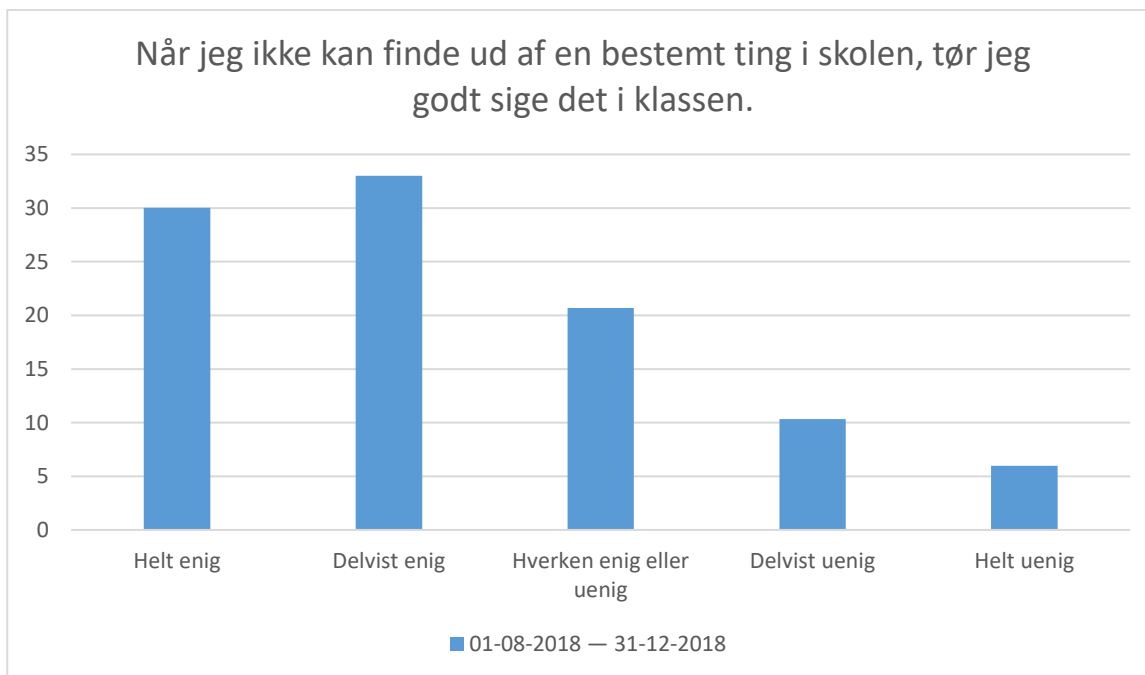
01-08-2018 — 31-12-2018; Gennemsnit: 3,5, spredning: 1

Svarmulighed	01-08-2018 — 31-12-2018: Antal	01-08-2018 — 31-12-2018: Andel (%)
Helt enig	78	15
Delvist enig	199	39
Hverken enig eller uenig	153	30
Delvist uenig	64	13
Helt uenig	11	2
Total	505	-



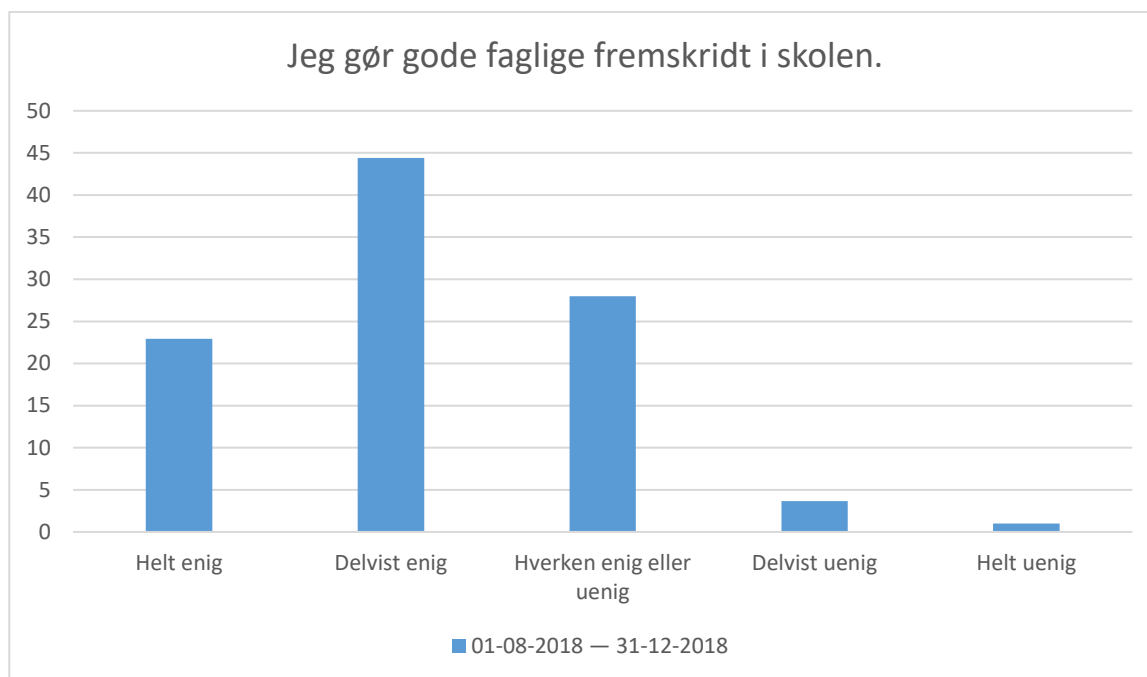
01-08-2018 — 31-12-2018; Gennemsnit: 3,2, spredning: 1,1

Svarmulighed	01-08-2018 — 31-12-2018: Antal	01-08-2018 — 31-12-2018: Andel (%)
Helt enig	53	11
Delvist enig	148	29
Hverken enig eller uenig	175	35
Delvist uenig	84	17
Helt uenig	44	9
Total	504	-



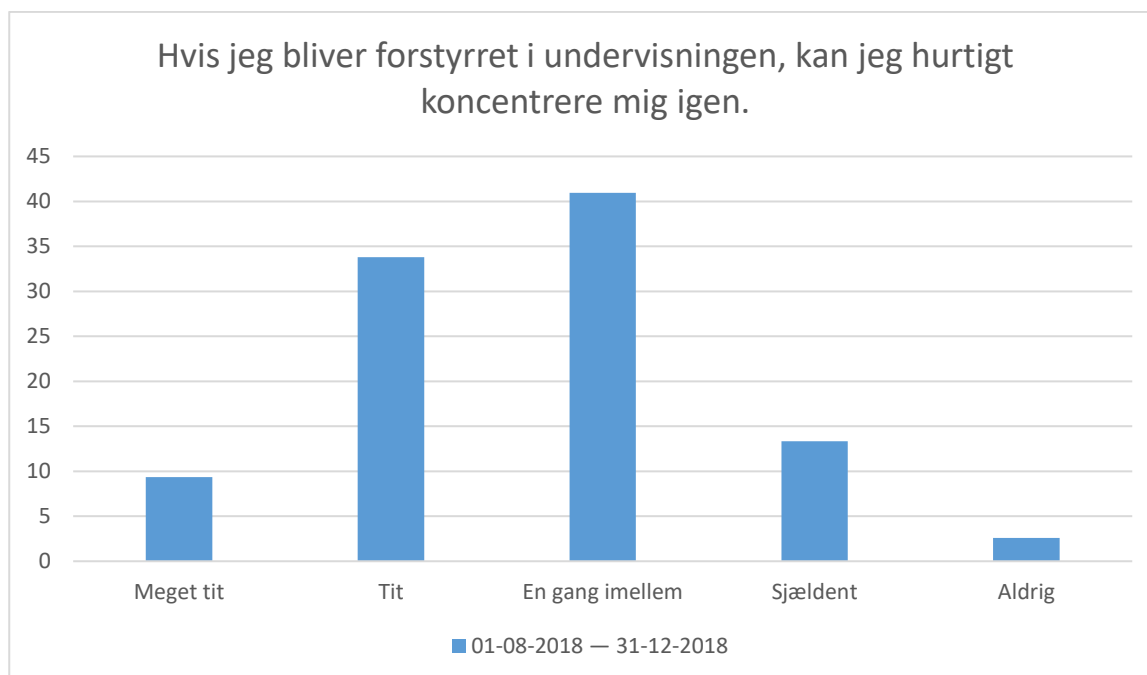
01-08-2018 — 31-12-2018; Gennemsnit: 3,7, spredning: 1,2

Svarmulighed	01-08-2018 — 31-12-2018: Antal	01-08-2018 — 31-12-2018: Andel (%)
Helt enig	151	30
Delvist enig	166	33
Hverken enig eller uenig	104	21
Delvist uenig	52	10
Helt uenig	30	6
Total	503	-



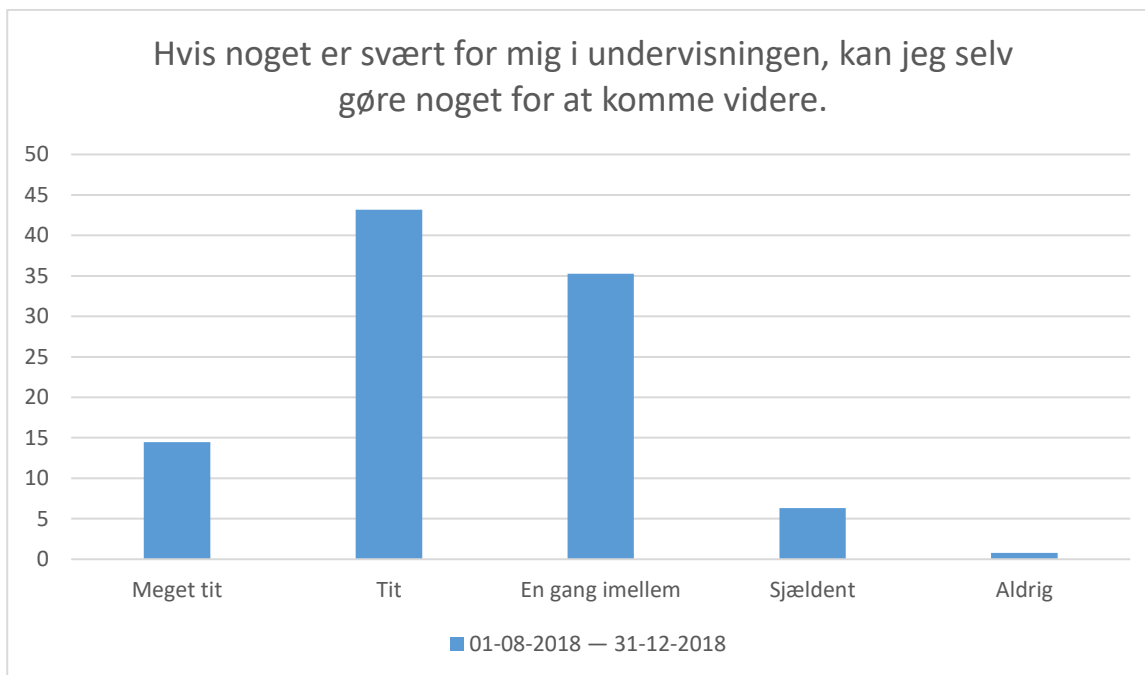
01-08-2018 — 31-12-2018; Gennemsnit: 3,8, spredning: 0,9

Svarmulighed	01-08-2018 — 31-12-2018: Antal	01-08-2018 — 31-12-2018: Andel (%)
Helt enig	113	23
Delvist enig	219	44
Hverken enig eller uenig	138	28
Delvist uenig	18	4
Helt uenig	5	1
Total	493	-



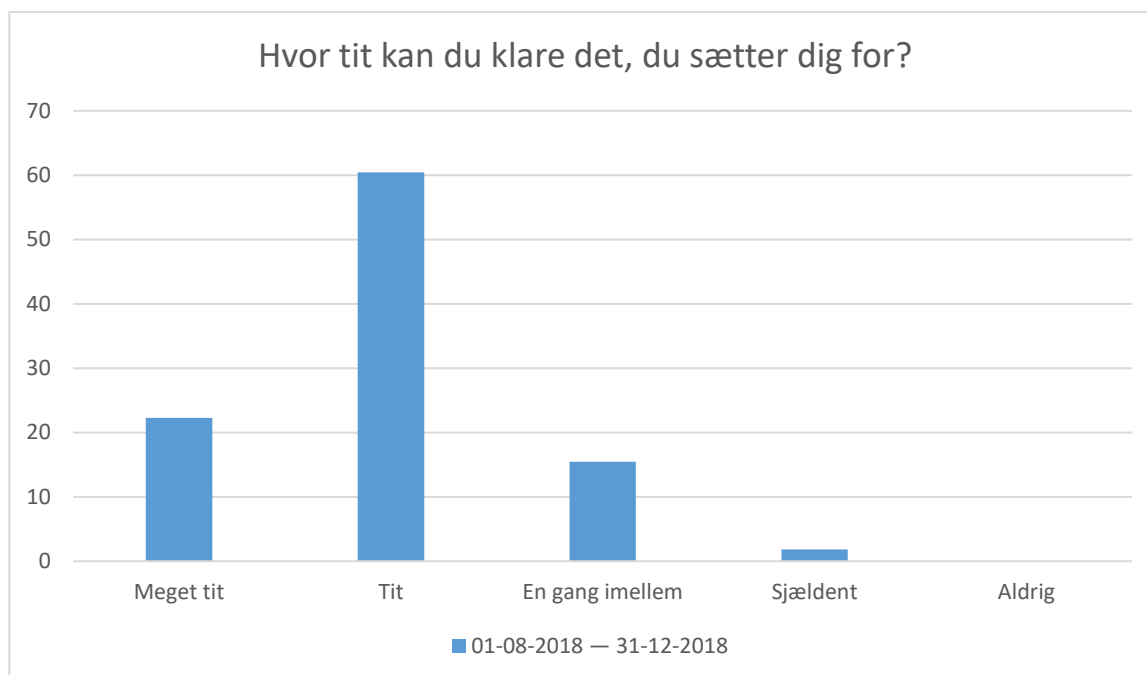
01-08-2018 — 31-12-2018; Gennemsnit: 3,3, spredning: 0,9

Svarmulighed	01-08-2018 — 31-12-2018: Antal	01-08-2018 — 31-12-2018: Andel (%)
Meget tit	47	9
Tit	170	34
En gang imellem	206	41
Sjældent	67	13
Aldrig	13	3
Total	503	-



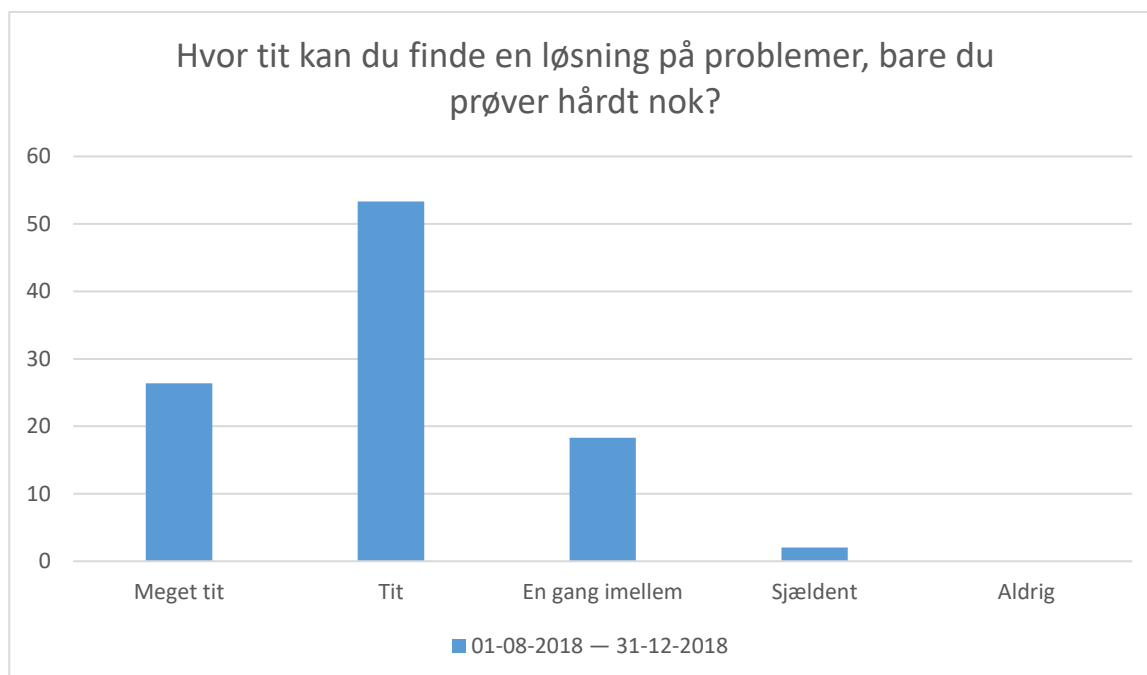
01-08-2018 — 31-12-2018; Gennemsnit: 3,6, spredning: 0,8

Svarmulighed	01-08-2018 — 31-12-2018: Antal	01-08-2018 — 31-12-2018: Andel (%)
Meget tit	73	14
Tit	218	43
En gang imellem	178	35
Sjældent	32	6
Aldrig	4	1
Total	505	-



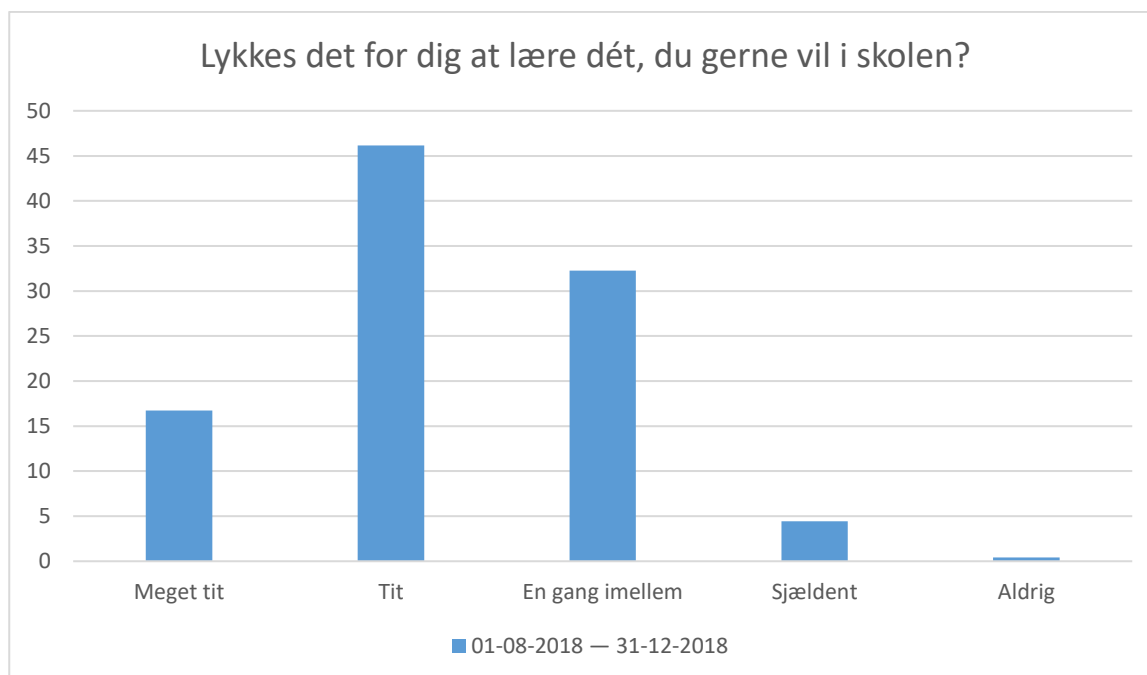
01-08-2018 — 31-12-2018; Gennemsnit: 4, spredning: 0,7

Svarmulighed	01-08-2018 — 31-12-2018: Antal		01-08-2018 — 31-12-2018: Andel (%)	
Meget tit		111		22
Tit		301		60
En gang imellem		77		15
Sjældent		9		2
Aldrig		0		0
Total		498		-



01-08-2018 — 31-12-2018; Gennemsnit: 4, spredning: 0,7

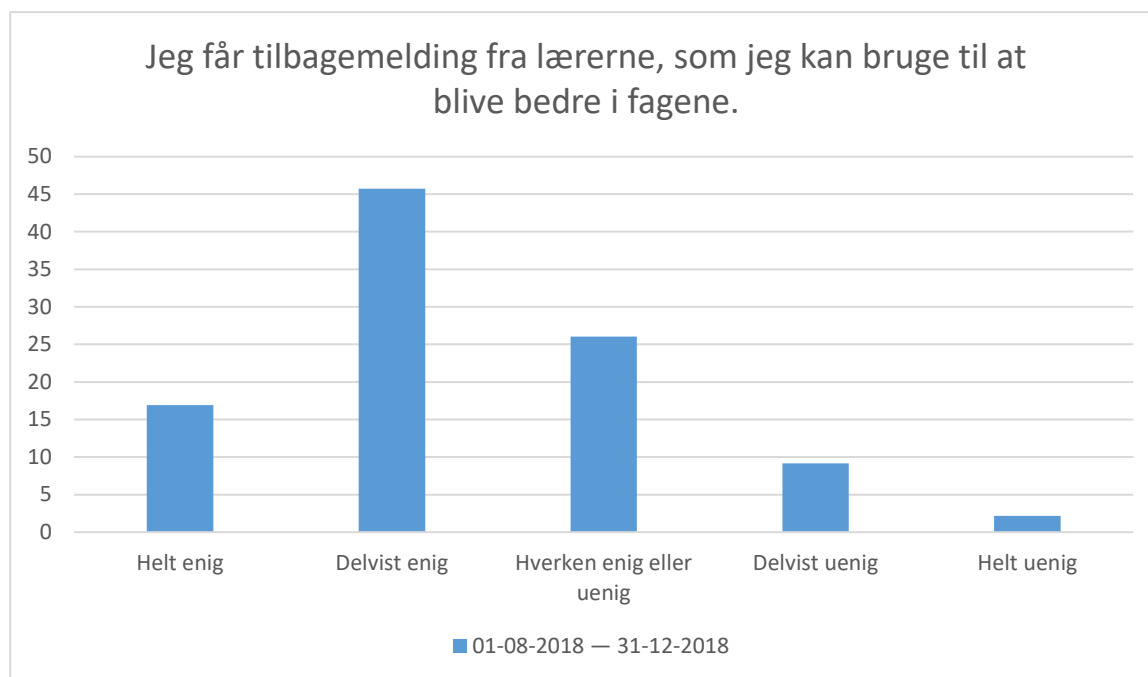
Svarmulighed	01-08-2018 — 31-12-2018: Antal	01-08-2018 — 31-12-2018: Andel (%)
Meget tit	131	26
Tit	265	53
En gang imellem	91	18
Sjældent	10	2
Aldrig	0	0
Total	497	-



01-08-2018 — 31-12-2018; Gennemsnit: 3,7, spredning: 0,8

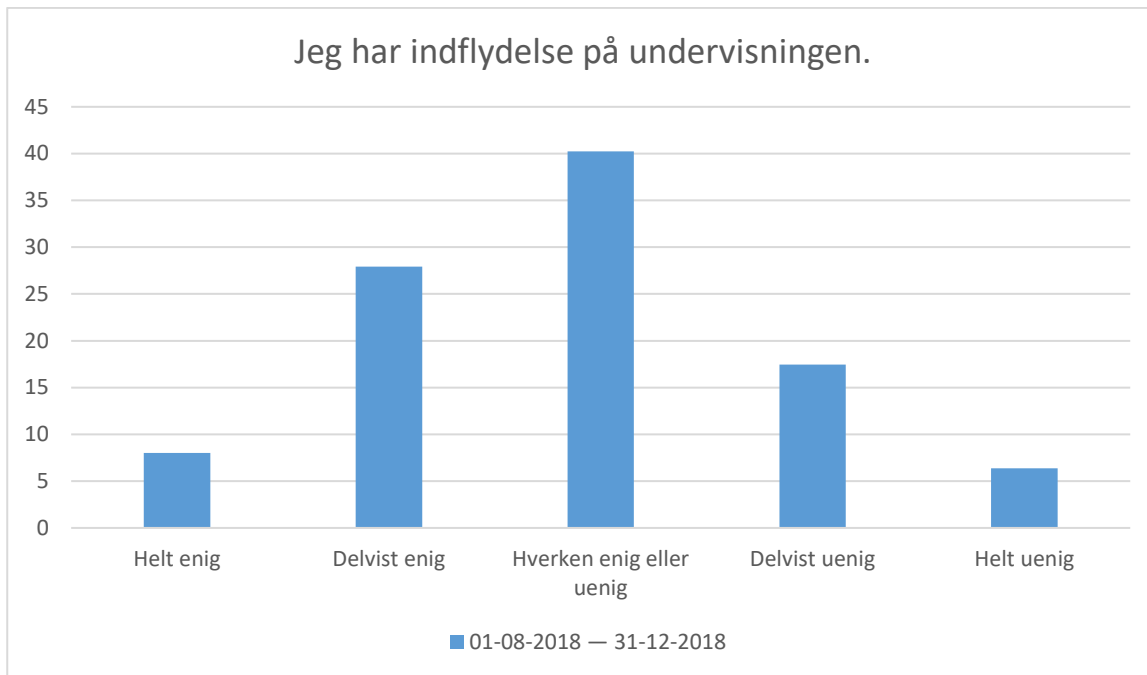
Svarmulighed	01-08-2018 — 31-12-2018: Antal	01-08-2018 — 31-12-2018: Andel (%)
Meget tit	83	17
Tit	229	46
En gang imellem	160	32
Sjældent	22	4
Aldrig	2	0
Total	496	-

Afsnit D



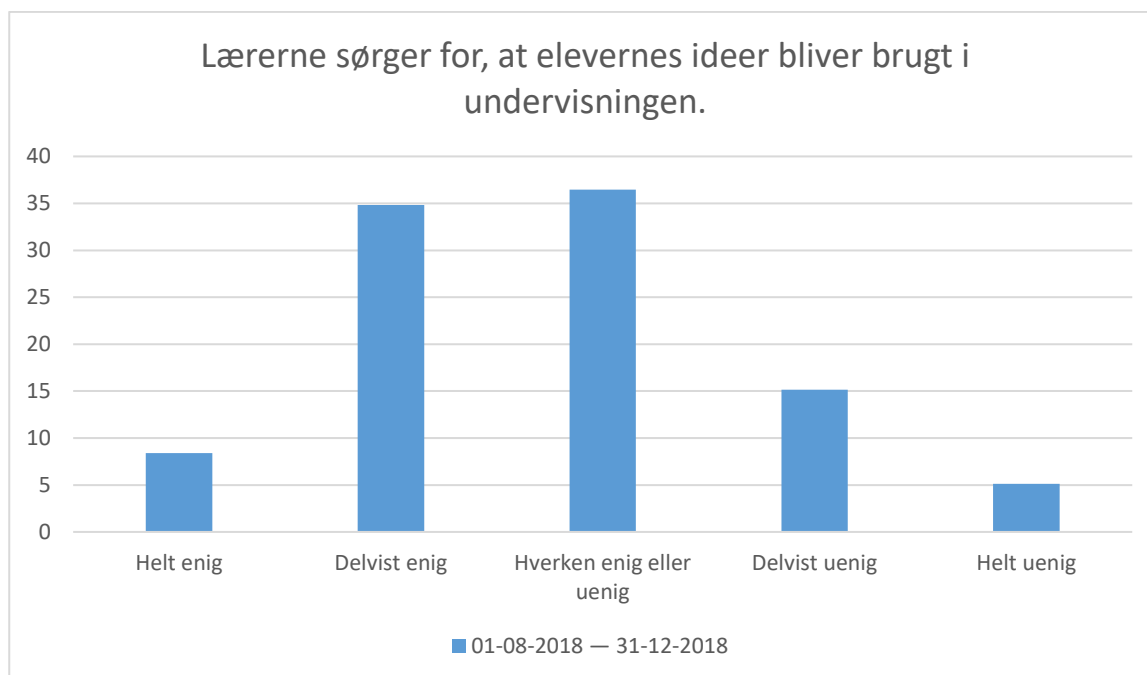
01-08-2018 — 31-12-2018; Gennemsnit: 3,7, spredning: 0,9

Svarmulighed	01-08-2018 — 31-12-2018: Antal	01-08-2018 — 31-12-2018: Andel (%)
Helt enig	85	17
Delvist enig	230	46
Hverken enig eller uenig	131	26
Delvist uenig	46	9
Helt uenig	11	2
Total	503	-



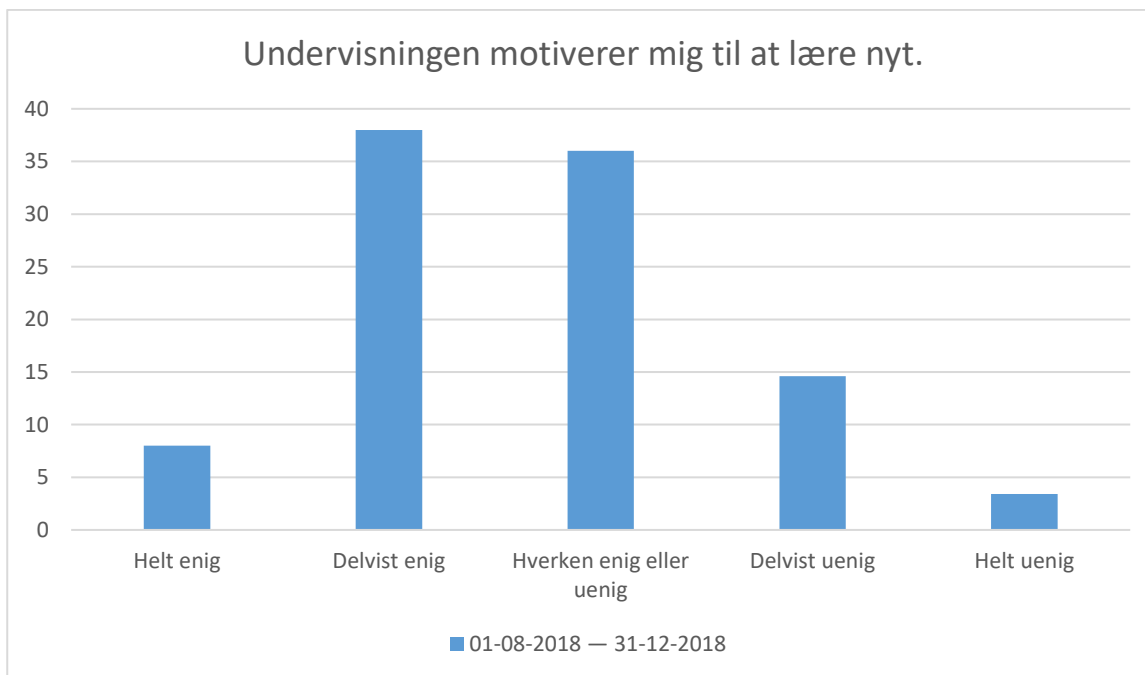
01-08-2018 — 31-12-2018; Gennemsnit: 3,1, spredning: 1

Svarmulighed	01-08-2018 — 31-12-2018: Antal	01-08-2018 — 31-12-2018: Andel (%)
Helt enig	39	8
Delvist enig	136	28
Hverken enig eller uenig	196	40
Delvist uenig	85	17
Helt uenig	31	6
Total	487	-



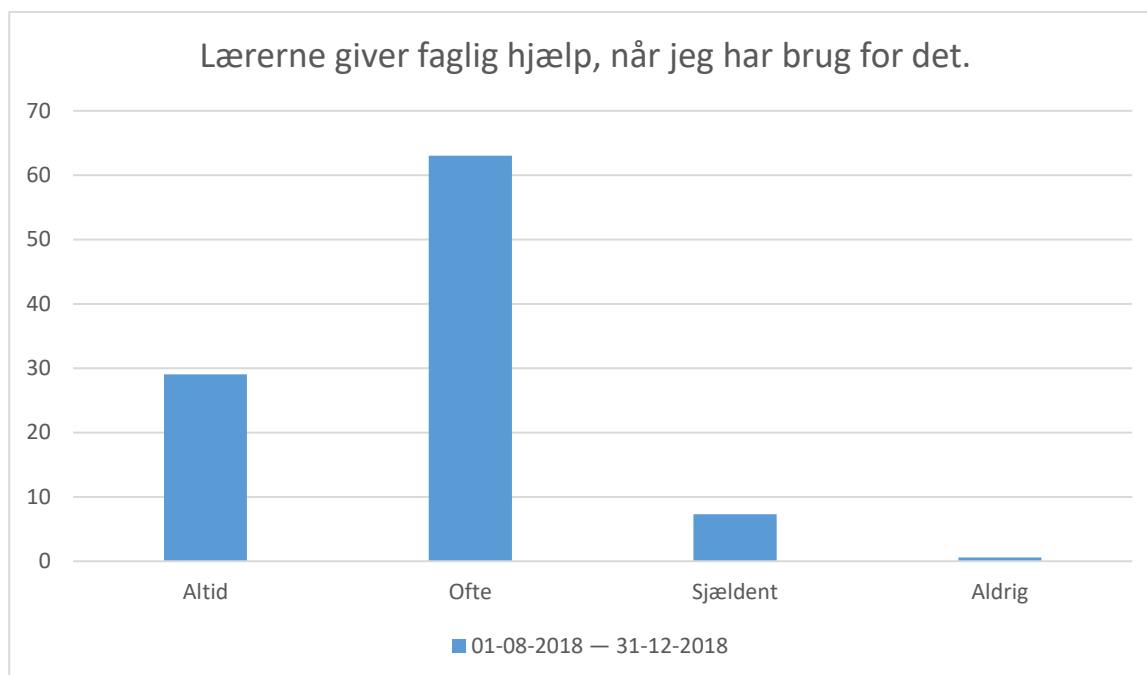
01-08-2018 — 31-12-2018; Gennemsnit: 3,3, spredning: 1

Svarmulighed	01-08-2018 — 31-12-2018: Antal	01-08-2018 — 31-12-2018: Andel (%)
Helt enig	41	8
Delvist enig	170	35
Hverken enig eller uenig	178	36
Delvist uenig	74	15
Helt uenig	25	5
Total	488	-



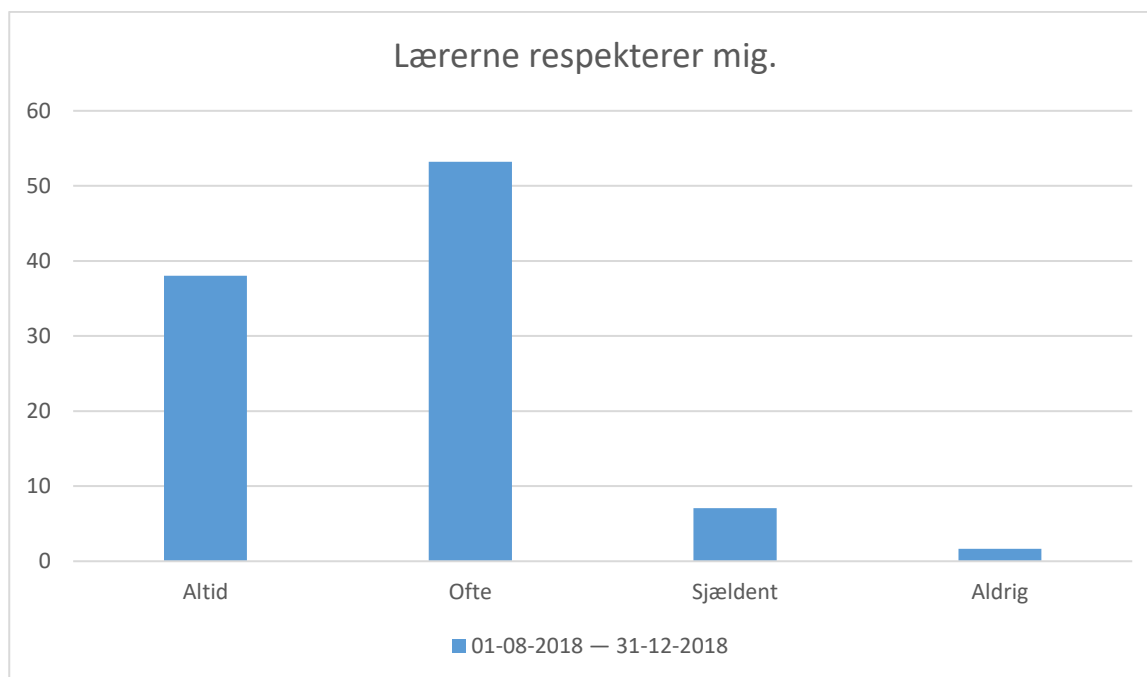
01-08-2018 — 31-12-2018; Gennemsnit: 3,3, spredning: 0,9

Svarmulighed	01-08-2018 — 31-12-2018: Antal	01-08-2018 — 31-12-2018: Andel (%)
Helt enig	40	8
Delvist enig	190	38
Hverken enig eller uenig	180	36
Delvist uenig	73	15
Helt uenig	17	3
Total	500	-



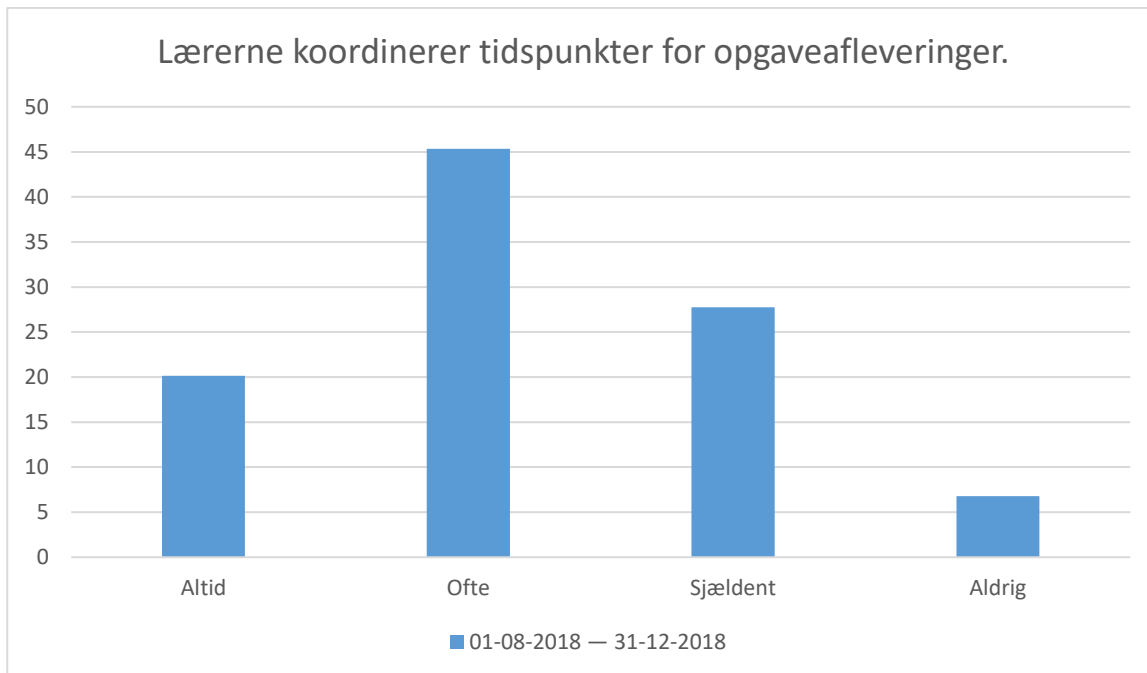
01-08-2018 — 31-12-2018; Gennemsnit: 3,2, spredning: 0,6

Svarmulighed	01-08-2018 — 31-12-2018: Antal	01-08-2018 — 31-12-2018: Andel (%)
Altid	143	29
Ofte	310	63
Sjældent	36	7
Aldrig	3	1
Total	492	-



01-08-2018 — 31-12-2018; Gennemsnit: 3,3, spredning: 0,7

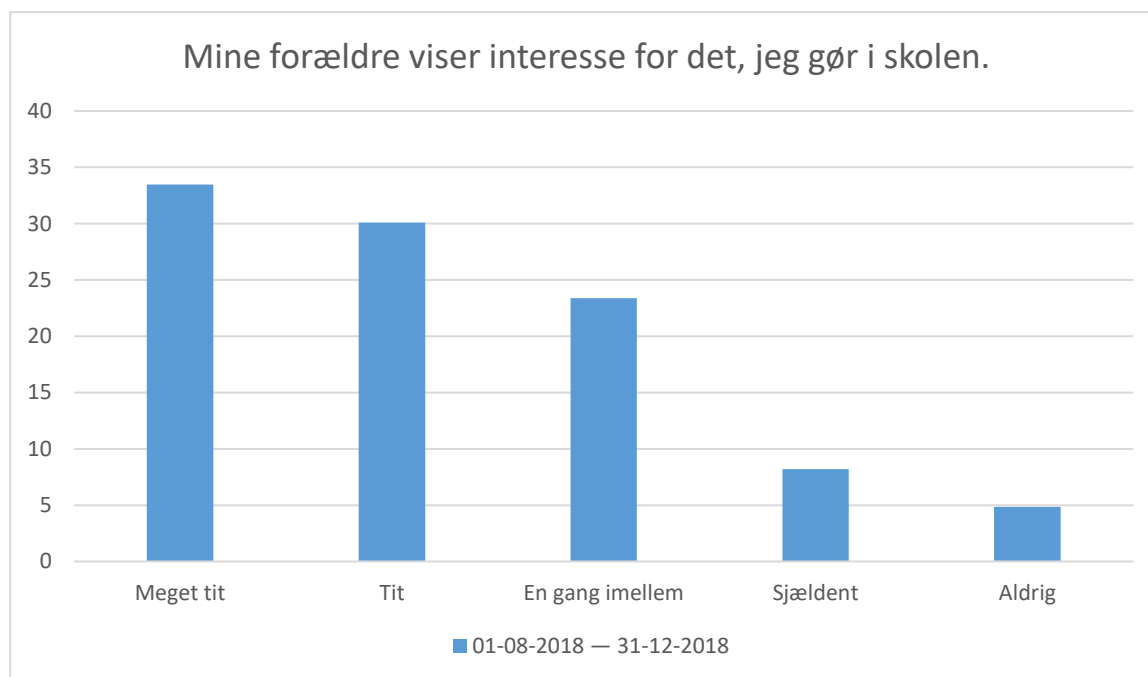
Svarmulighed	01-08-2018 — 31-12-2018: Antal	01-08-2018 — 31-12-2018: Andel (%)
Altid	183	38
Ofte	256	53
Sjældent	34	7
Aldrig	8	2
Total	481	-



01-08-2018 — 31-12-2018; Gennemsnit: 2,8, spredning: 0,8

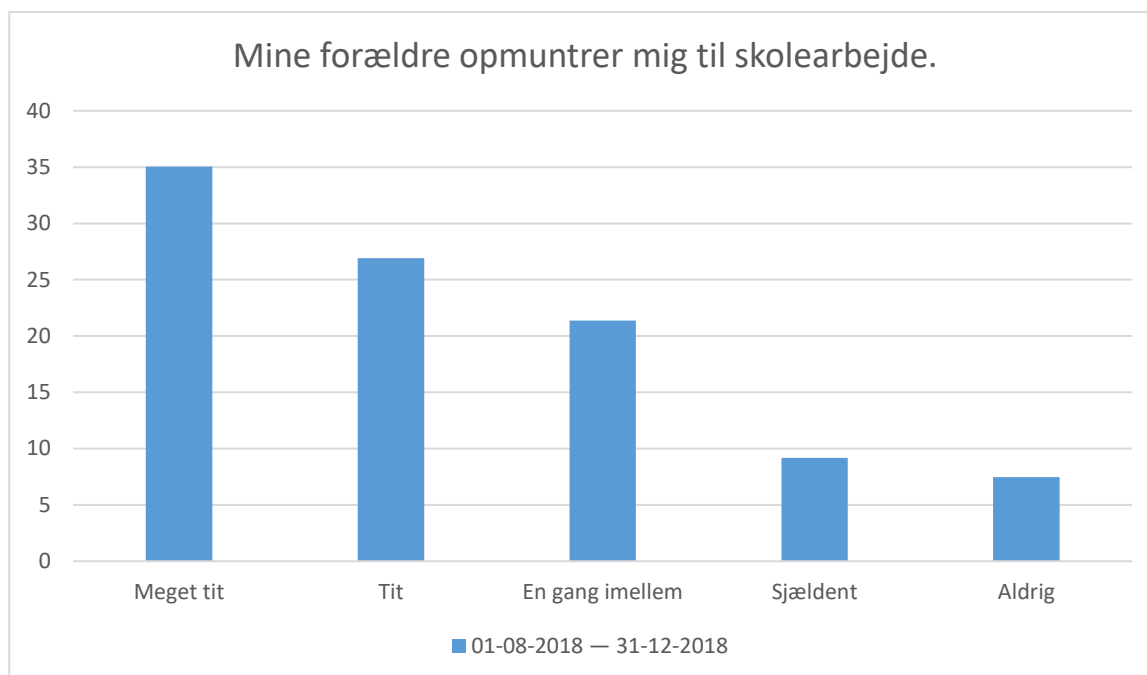
Svarmulighed	01-08-2018 — 31-12-2018: Antal	01-08-2018 — 31-12-2018: Andel (%)
Altid	95	20
Ofte	214	45
Sjældent	131	28
Aldrig	32	7
Total	472	-

Afsnit E



01-08-2018 — 31-12-2018; Gennemsnit: 3,8, spredning: 1,1

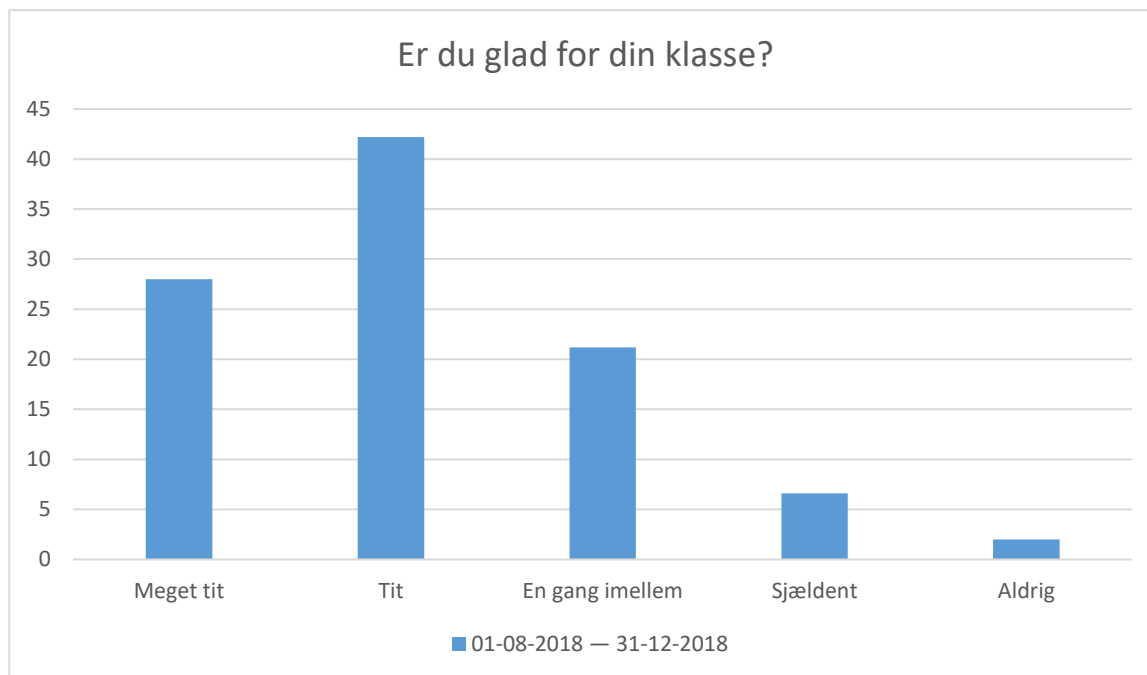
Svarmulighed	01-08-2018 — 31-12-2018: Antal	01-08-2018 — 31-12-2018: Andel (%)
Meget tit	159	33
Tit	143	30
En gang imellem	111	23
Sjældent	39	8
Aldrig	23	5
Total	475	-



01-08-2018 — 31-12-2018; Gennemsnit: 3,7, spredning: 1,2

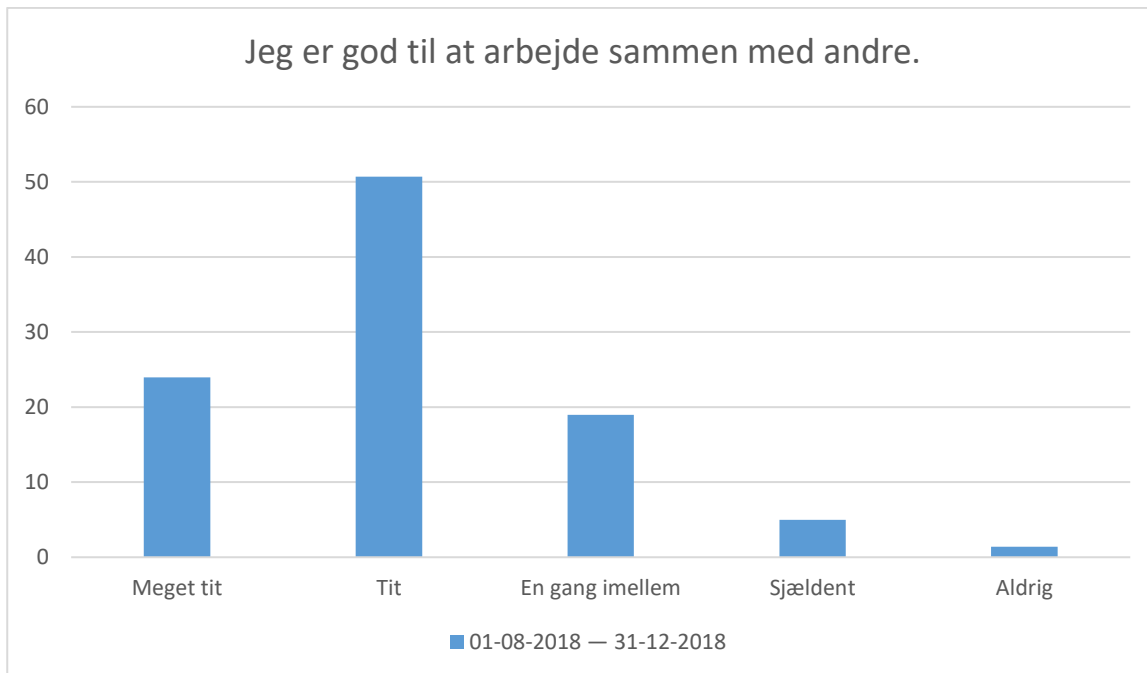
Svarmulighed	01-08-2018 — 31-12-2018: Antal	01-08-2018 — 31-12-2018: Andel (%)
Meget tit	164	35
Tit	126	27
En gang imellem	100	21
Sjældent	43	9
Aldrig	35	7
Total	468	-

Afsnit F



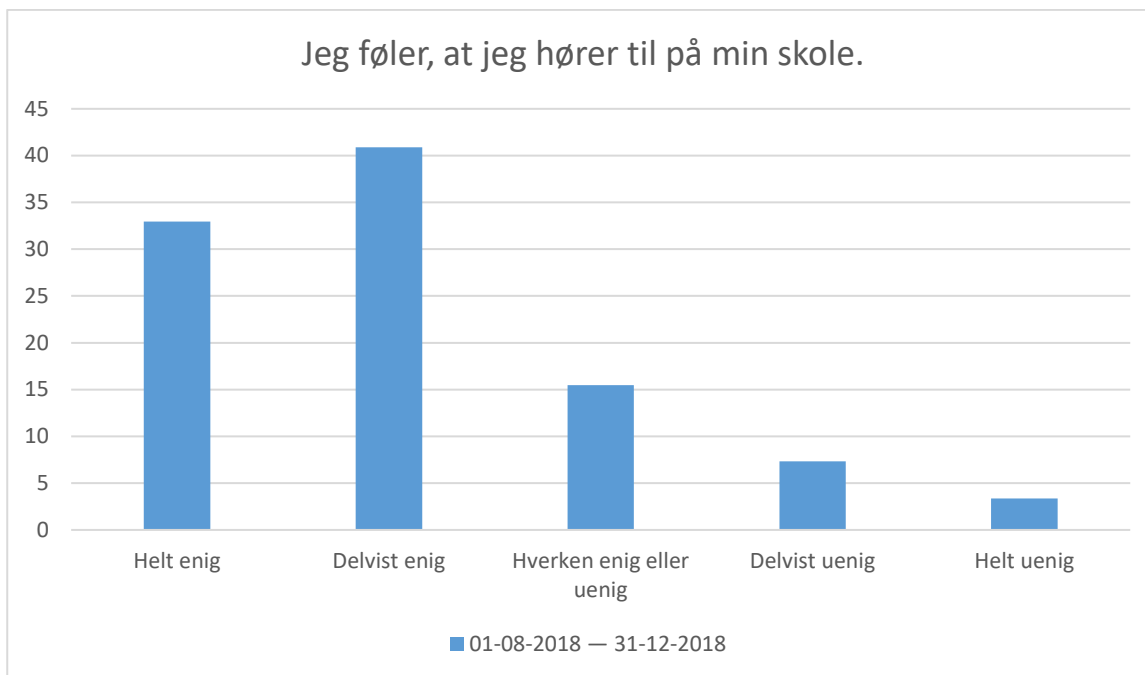
01-08-2018 — 31-12-2018; Gennemsnit: 3,9, spredning: 1

Svarmulighed	01-08-2018 — 31-12-2018: Antal	01-08-2018 — 31-12-2018: Andel (%)
Meget tit	140	28
Tit	211	42
En gang imellem	106	21
Sjældent	33	7
Aldrig	10	2
Total	500	-



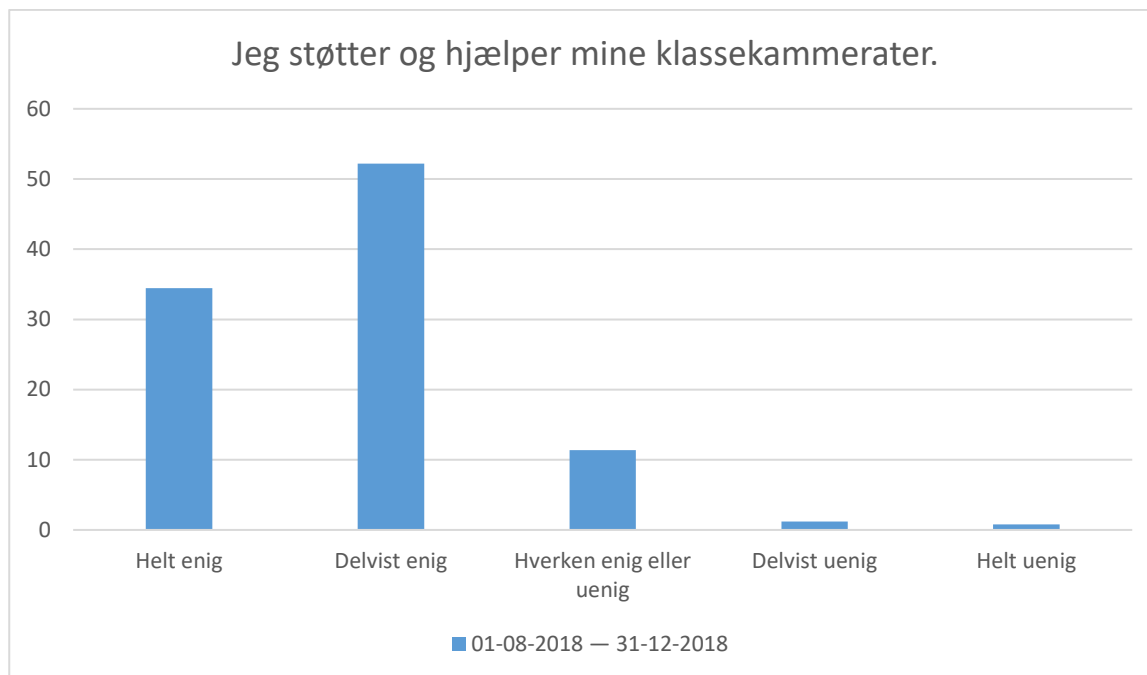
01-08-2018 — 31-12-2018; Gennemsnit: 3,9, spredning: 0,9

Svarmulighed	01-08-2018 — 31-12-2018: Antal	01-08-2018 — 31-12-2018: Andel (%)
Meget tit	120	24
Tit	254	51
En gang imellem	95	19
Sjældent	25	5
Aldrig	7	1
Total	501	-



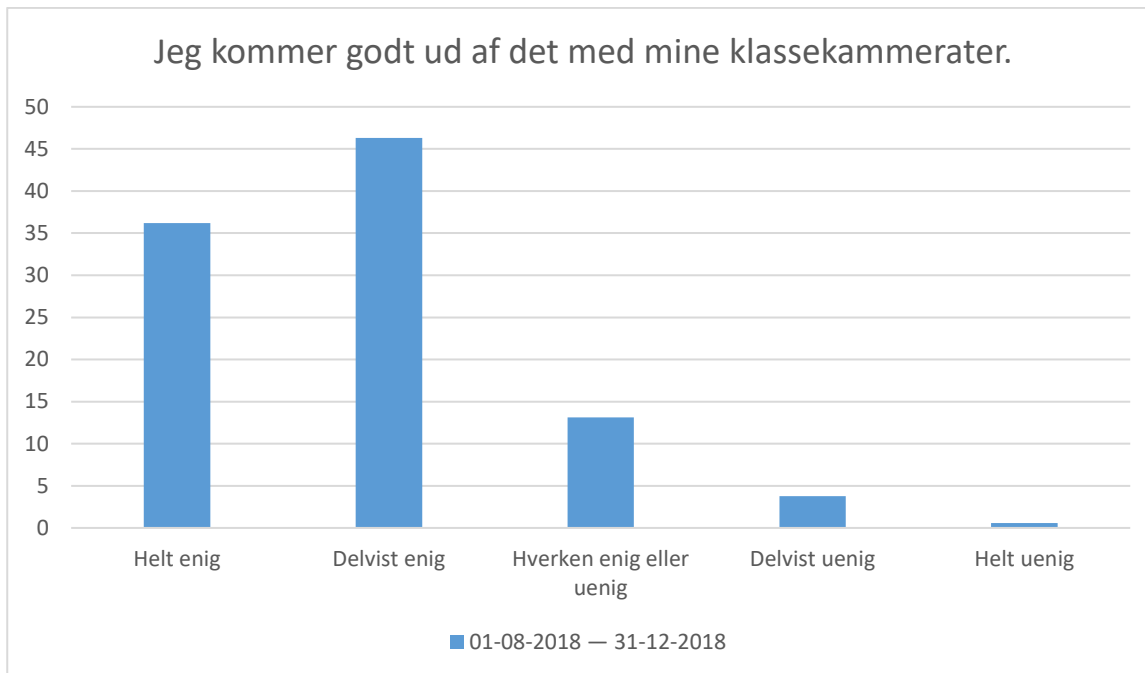
01-08-2018 — 31-12-2018; Gennemsnit: 3,9, spredning: 1

Svarmulighed	01-08-2018 — 31-12-2018: Antal	01-08-2018 — 31-12-2018: Andel (%)
Helt enig	166	33
Delvist enig	206	41
Hverken enig eller uenig	78	15
Delvist uenig	37	7
Helt uenig	17	3
Total	504	-



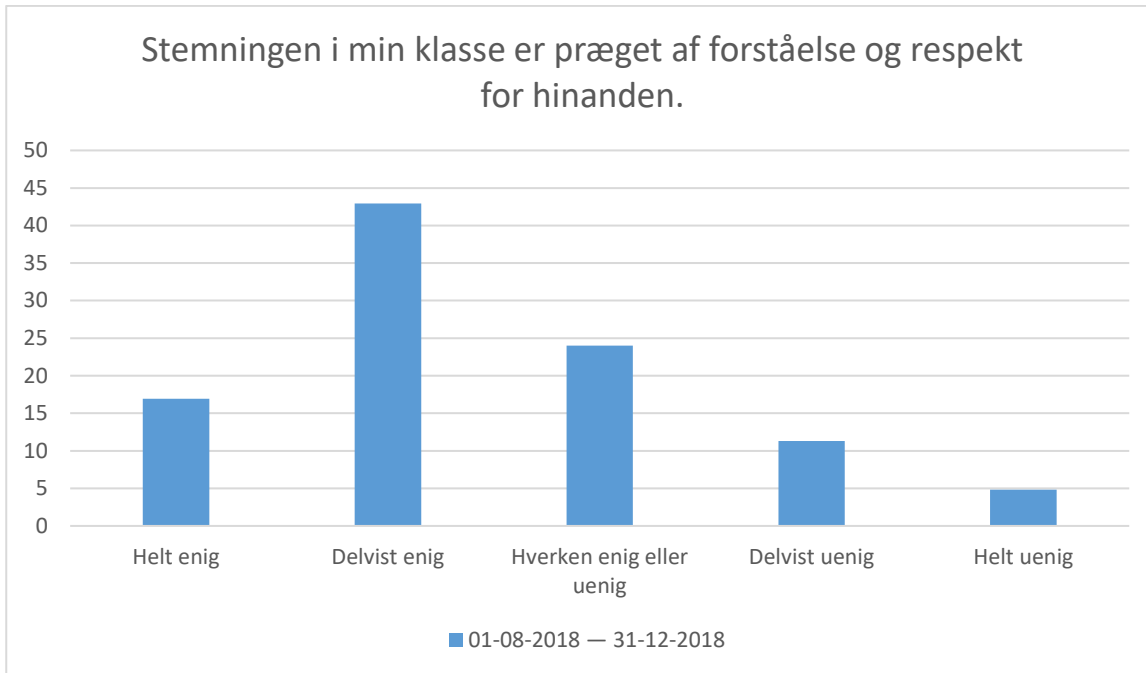
01-08-2018 — 31-12-2018; Gennemsnit: 4,2, spredning: 0,7

Svarmulighed	01-08-2018 — 31-12-2018: Antal		01-08-2018 — 31-12-2018: Andel (%)	
Helt enig		173		34
Deltvist enig		262		52
Hverken enig eller uenig		57		11
Deltvist uenig		6		1
Helt uenig		4		1
Total		502		-



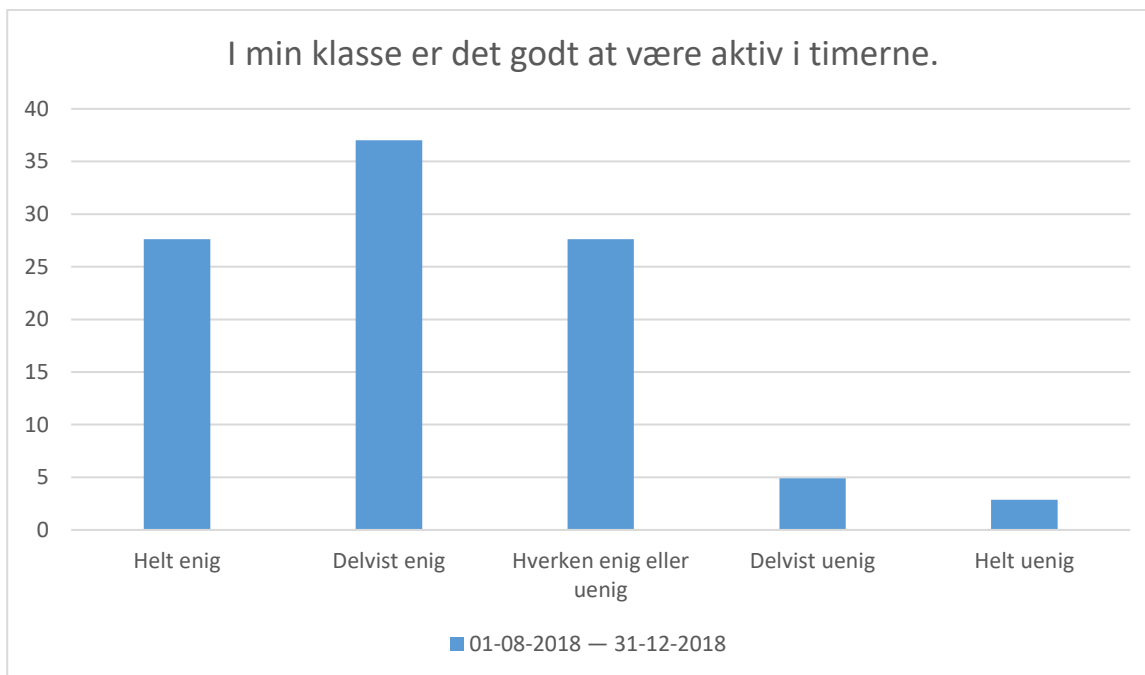
01-08-2018 — 31-12-2018; Gennemsnit: 4,1, spredning: 0,8

Svarmulighed	01-08-2018 — 31-12-2018: Antal	01-08-2018 — 31-12-2018: Andel (%)
Helt enig	182	36
Delvist enig	233	46
Hverken enig eller uenig	66	13
Delvist uenig	19	4
Helt uenig	3	1
Total	503	-



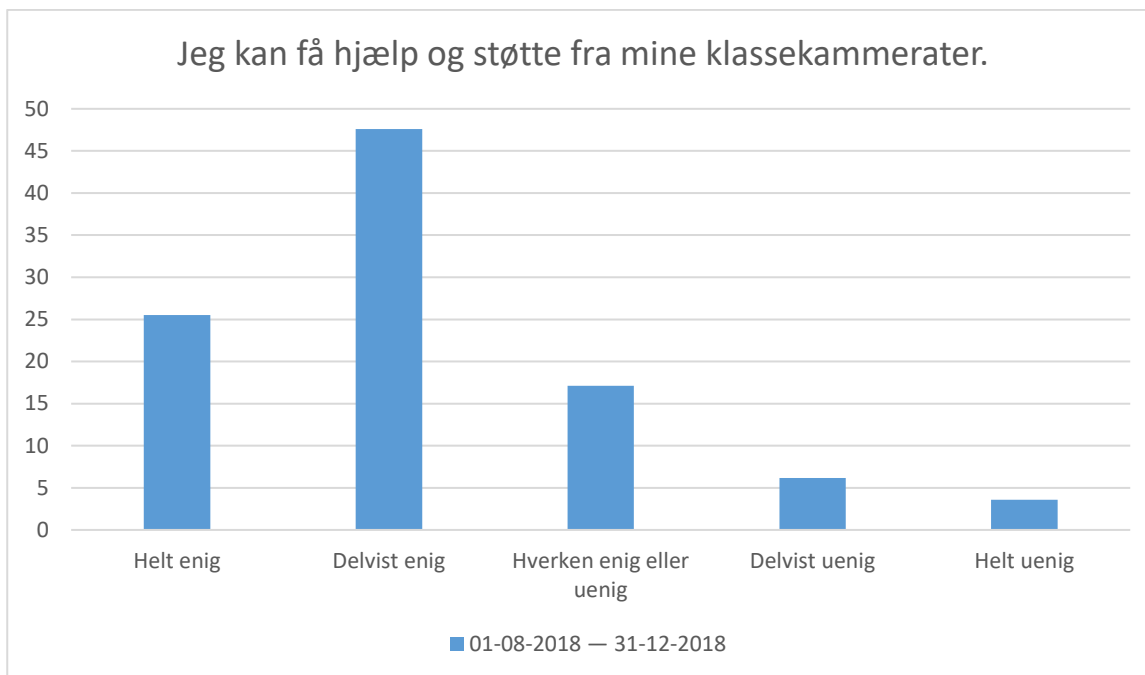
01-08-2018 — 31-12-2018; Gennemsnit: 3,6, spredning: 1,1

Svarmulighed	01-08-2018 — 31-12-2018: Antal	01-08-2018 — 31-12-2018: Andel (%)
Helt enig	84	17
Delvist enig	213	43
Hverken enig eller uenig	119	24
Delvist uenig	56	11
Helt uenig	24	5
Total	496	-



01-08-2018 — 31-12-2018; Gennemsnit: 3,8, spredning: 1

Svarmulighed	01-08-2018 — 31-12-2018: Antal	01-08-2018 — 31-12-2018: Andel (%)
Helt enig	135	28
Delvist enig	181	37
Hverken enig eller uenig	135	28
Delvist uenig	24	5
Helt uenig	14	3
Total	489	-



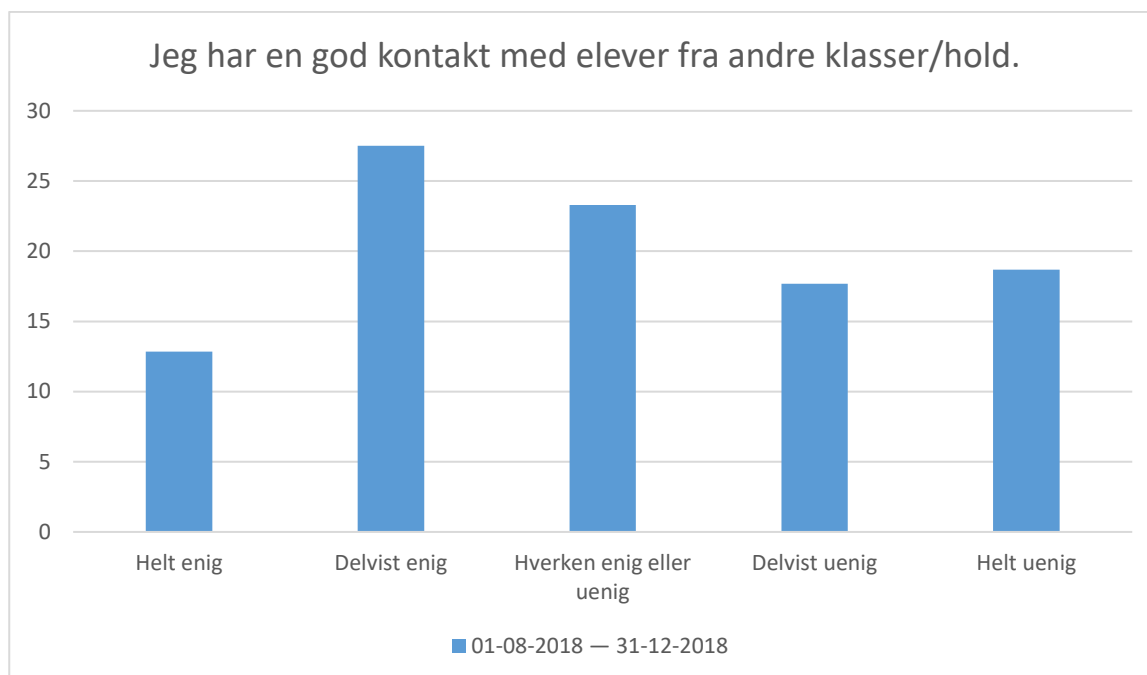
01-08-2018 — 31-12-2018; Gennemsnit: 3,9, spredning: 1

Svarmulighed	01-08-2018 — 31-12-2018: Antal	01-08-2018 — 31-12-2018: Andel (%)
Helt enig	128	25
Delvist enig	239	48
Hverken enig eller uenig	86	17
Delvist uenig	31	6
Helt uenig	18	4
Total	502	-



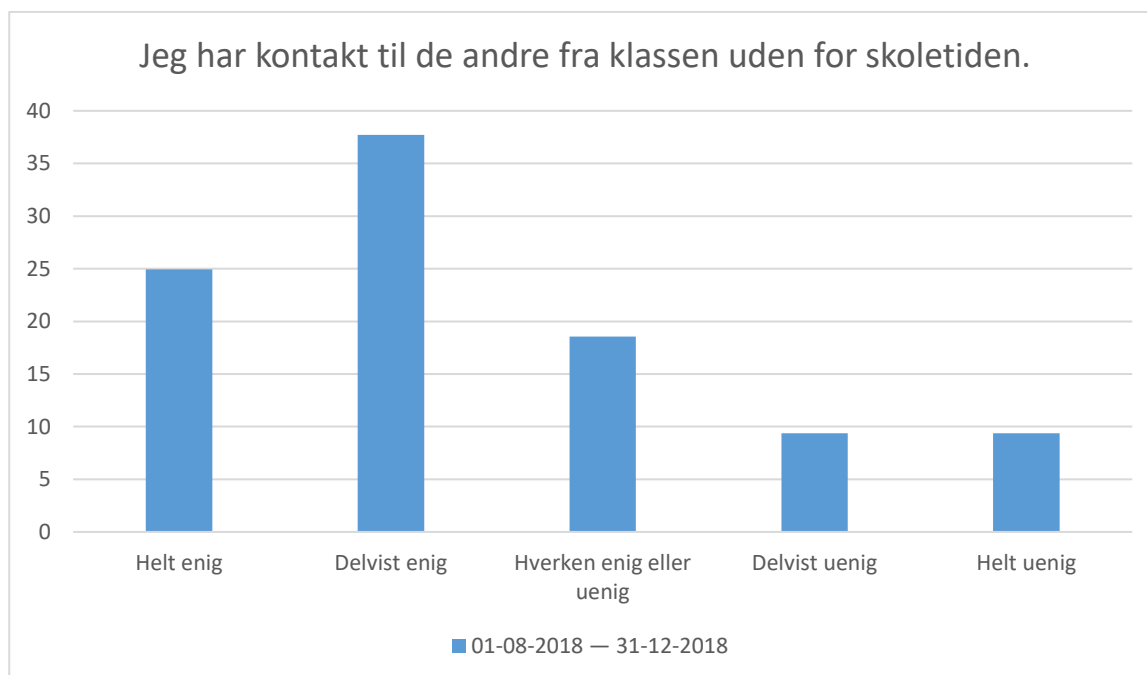
01-08-2018 — 31-12-2018; Gennemsnit: 1,8, spredning: 1,1

Svarmulighed	01-08-2018 — 31-12-2018: Antal		01-08-2018 — 31-12-2018: Andel (%)	
Helt enig		18		4
Delvist enig		28		6
Hverken enig eller uenig		75		16
Delvist uenig		90		19
Helt uenig		271		56
Total		482		-



01-08-2018 — 31-12-2018; Gennemsnit: 3, spredning: 1,3

Svarmulighed	01-08-2018 — 31-12-2018: Antal	01-08-2018 — 31-12-2018: Andel (%)
Helt enig	64	13
Delvist enig	137	28
Hverken enig eller uenig	116	23
Delvist uenig	88	18
Helt uenig	93	19
Total	498	-



01-08-2018 — 31-12-2018; Gennemsnit: 3,6, spredning: 1,2

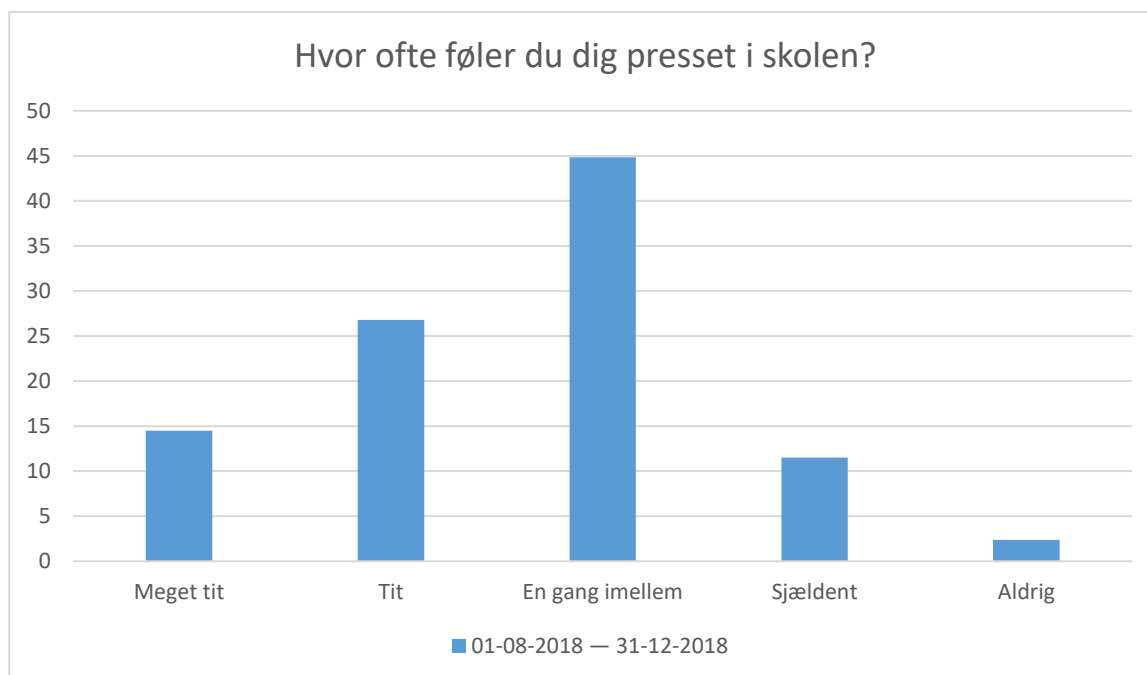
Svarmulighed	01-08-2018 — 31-12-2018: Antal		01-08-2018 — 31-12-2018: Andel (%)	
Helt enig	125		25	
Delvist enig	189		38	
Hverken enig eller uenig	93		19	
Delvist uenig	47		9	
Helt uenig	47		9	
Total	501		-	

Afsnit G



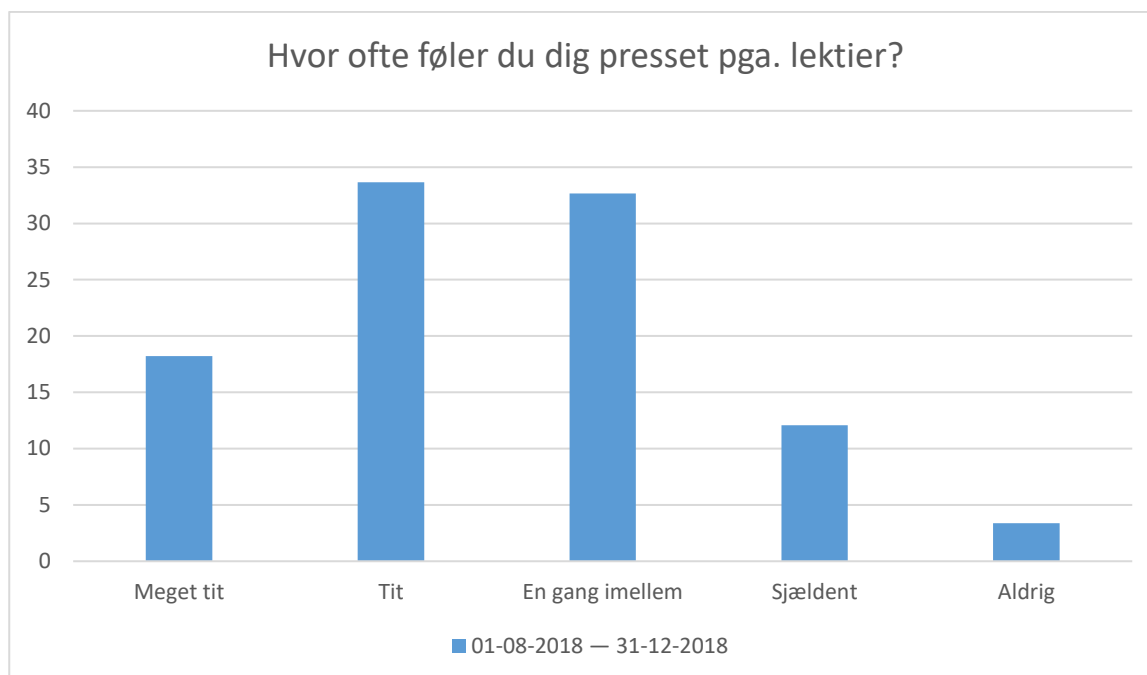
01-08-2018 — 31-12-2018; Gennemsnit: 2, spredning: 1,1

Svarmulighed	01-08-2018 — 31-12-2018: Antal	01-08-2018 — 31-12-2018: Andel (%)
Helt enig	8	2
Delvist enig	45	9
Hverken enig eller uenig	111	22
Delvist uenig	121	24
Helt uenig	210	42
Total	495	-



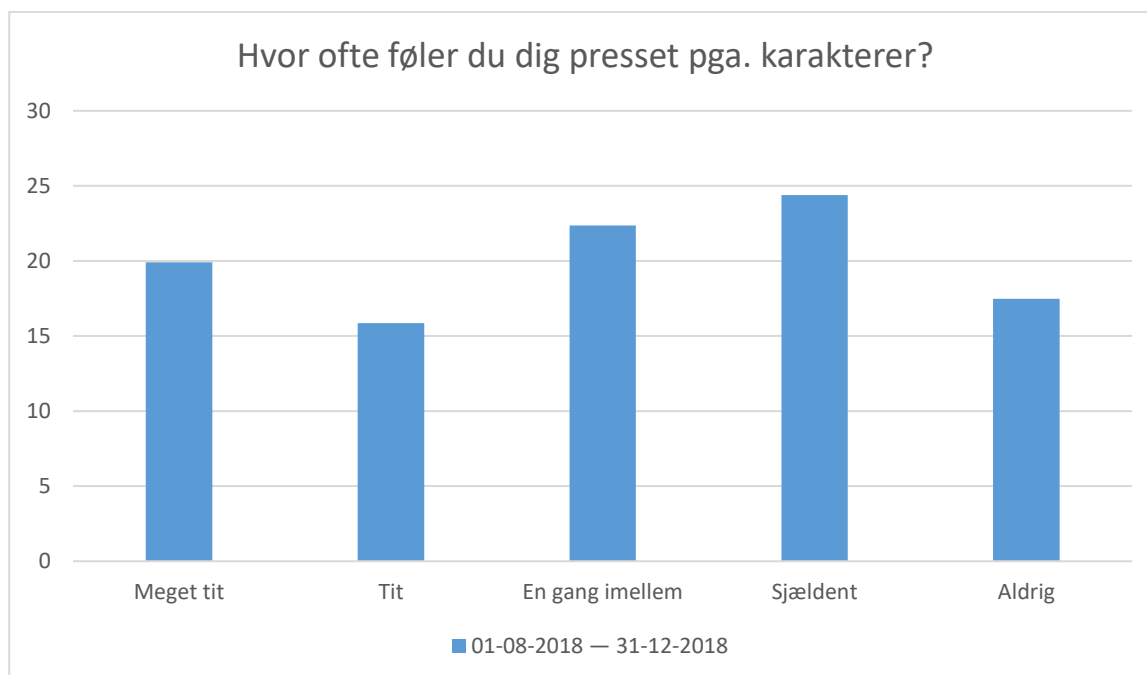
01-08-2018 — 31-12-2018; Gennemsnit: 3,4, spredning: 1

Svarmulighed	01-08-2018 — 31-12-2018: Antal	01-08-2018 — 31-12-2018: Andel (%)
Meget tit	73	14
Tit	135	27
En gang imellem	226	45
Sjældent	58	12
Aldrig	12	2
Total	504	-



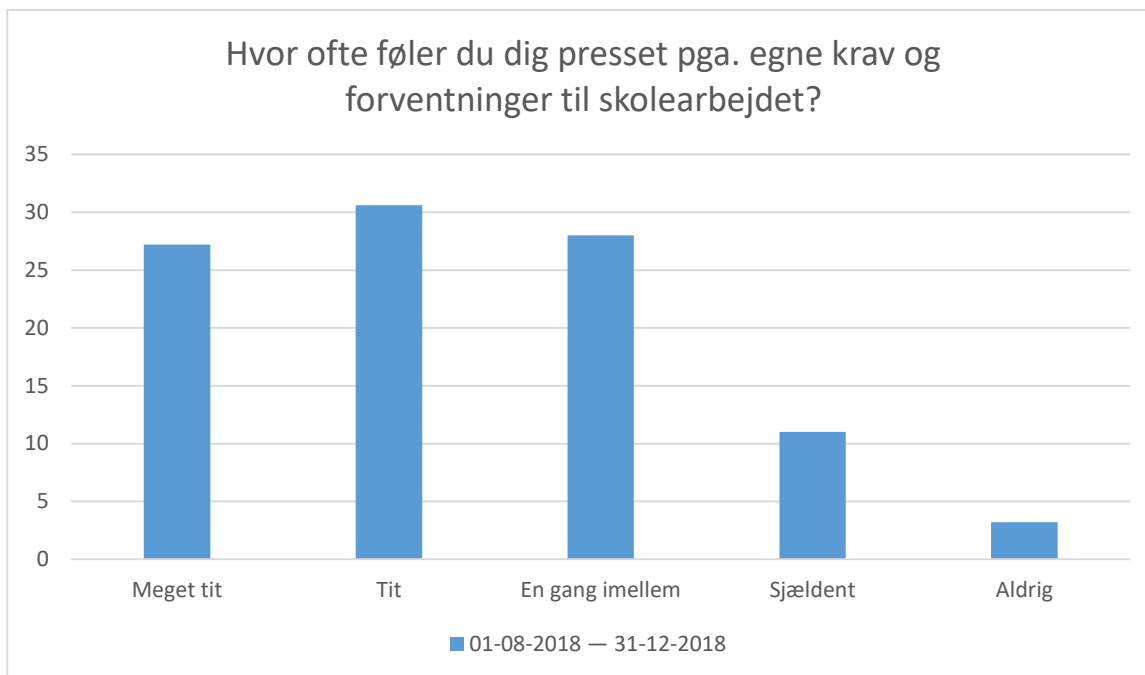
01-08-2018 — 31-12-2018; Gennemsnit: 3,5, spredning: 1

Svarmulighed	01-08-2018 — 31-12-2018: Antal	01-08-2018 — 31-12-2018: Andel (%)
Meget tit	92	18
Tit	170	34
En gang imellem	165	33
Sjældent	61	12
Aldrig	17	3
Total	505	-



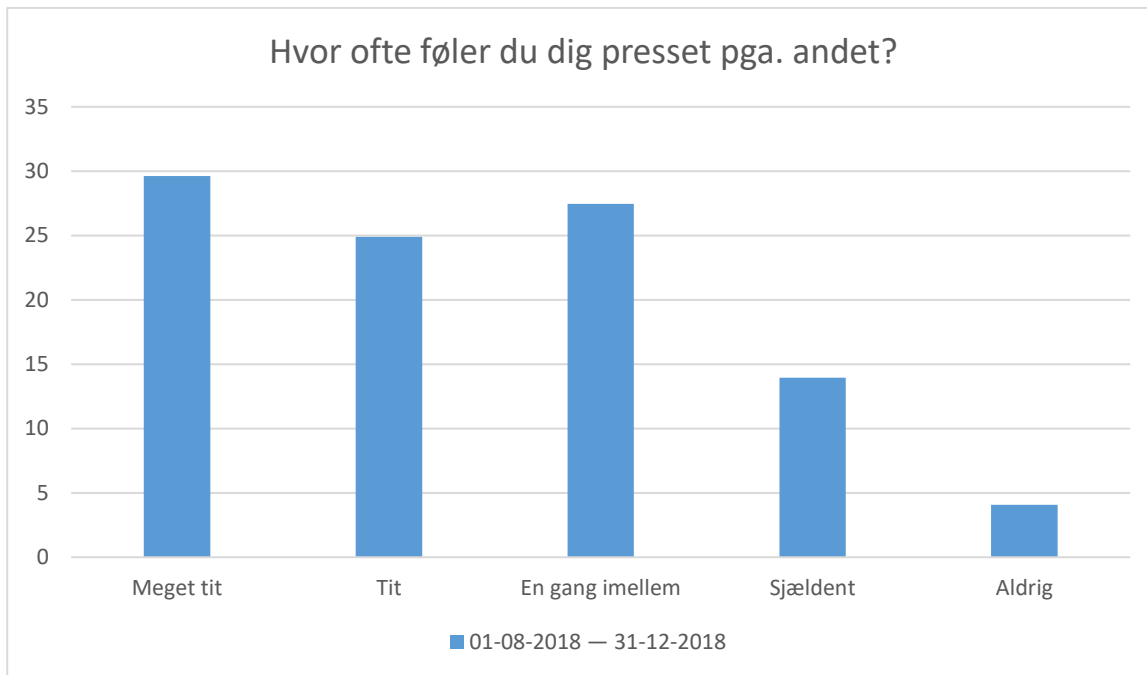
01-08-2018 — 31-12-2018; Gennemsnit: 3, spredning: 1,4

Svarmulighed	01-08-2018 — 31-12-2018: Antal		01-08-2018 — 31-12-2018: Andel (%)	
Meget tit		98		20
Tit		78		16
En gang imellem		110		22
Sjældent		120		24
Aldrig		86		17
Total		492		-



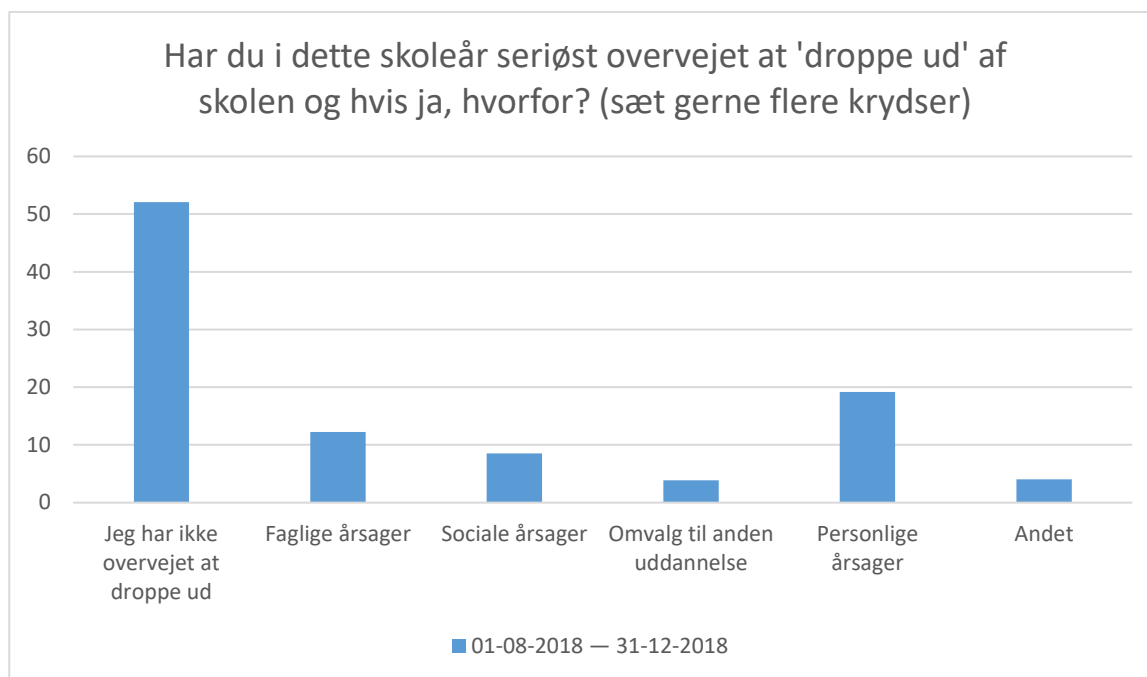
01-08-2018 — 31-12-2018; Gennemsnit: 3,7, spredning: 1,1

Svarmulighed	01-08-2018 — 31-12-2018: Antal	01-08-2018 — 31-12-2018: Andel (%)
Meget tit	136	27
Tit	153	31
En gang imellem	140	28
Sjældent	55	11
Aldrig	16	3
Total	500	-



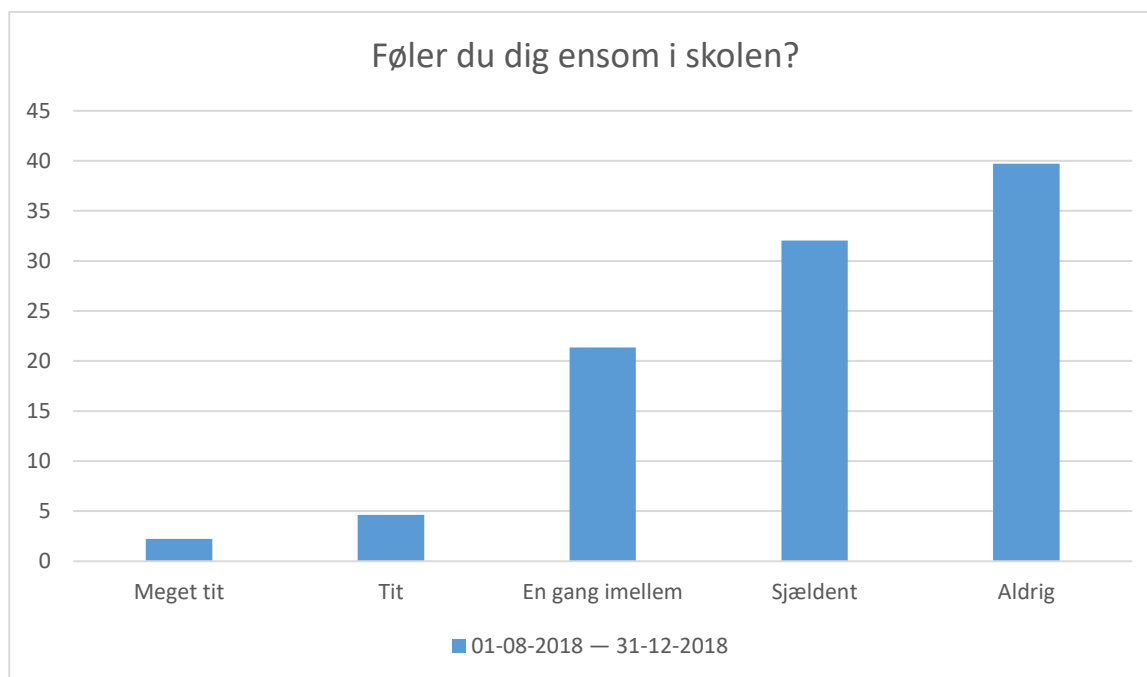
01-08-2018 — 31-12-2018; Gennemsnit: 3,6, spredning: 1,2

Svarmulighed	01-08-2018 — 31-12-2018: Antal	01-08-2018 — 31-12-2018: Andel (%)
Meget tit	138	30
Tit	116	25
En gang imellem	128	27
Sjældent	65	14
Aldrig	19	4
Total	466	-



01-08-2018 — 31-12-2018; Gennemsnit og spredning kan ikke beregnes.

Svarmulighed	01-08-2018 — 31-12-2018: Antal		01-08-2018 — 31-12-2018: Andel (%)	
Jeg har ikke overvejet at droppe ud		323		52
Faglige årsager		76		12
Sociale årsager		53		9
Omvalg til anden uddannelse		24		4
Personlige årsager		119		19
Andet		25		4
Total		620		-

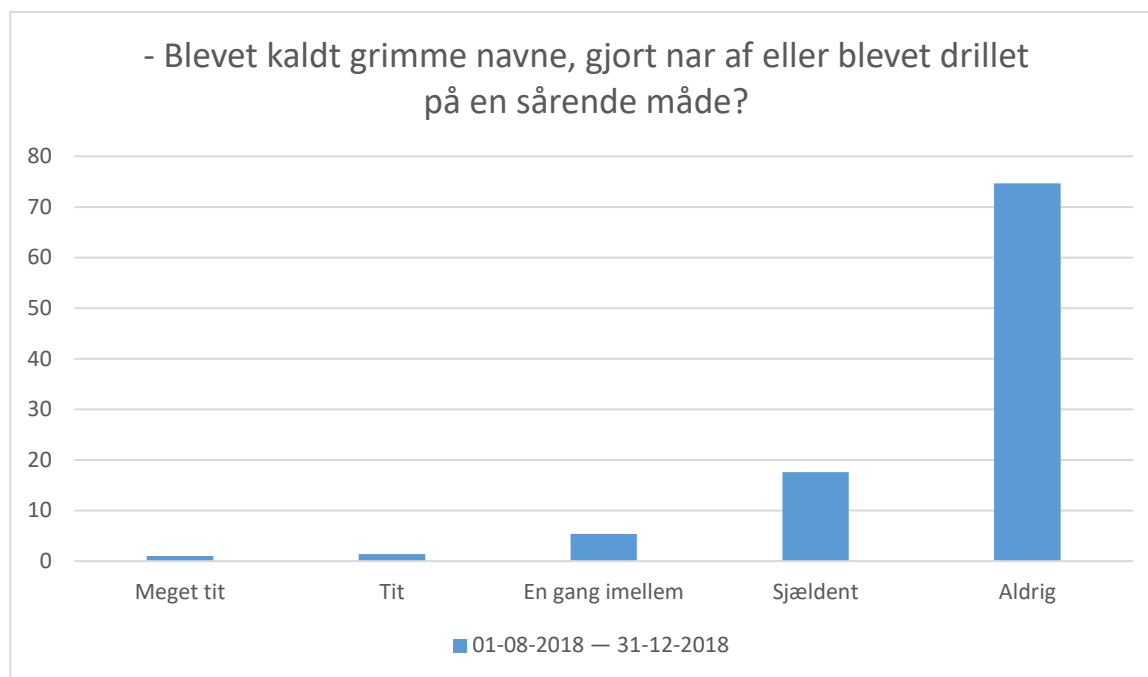


01-08-2018 — 31-12-2018; Gennemsnit: 2, spredning: 1

Svarmulighed	01-08-2018 — 31-12-2018: Antal		01-08-2018 — 31-12-2018: Andel (%)	
Meget tit		11		2
Tit		23		5
En gang imellem		106		21
Sjældent		159		32
Aldrig		197		40
Total		496		-

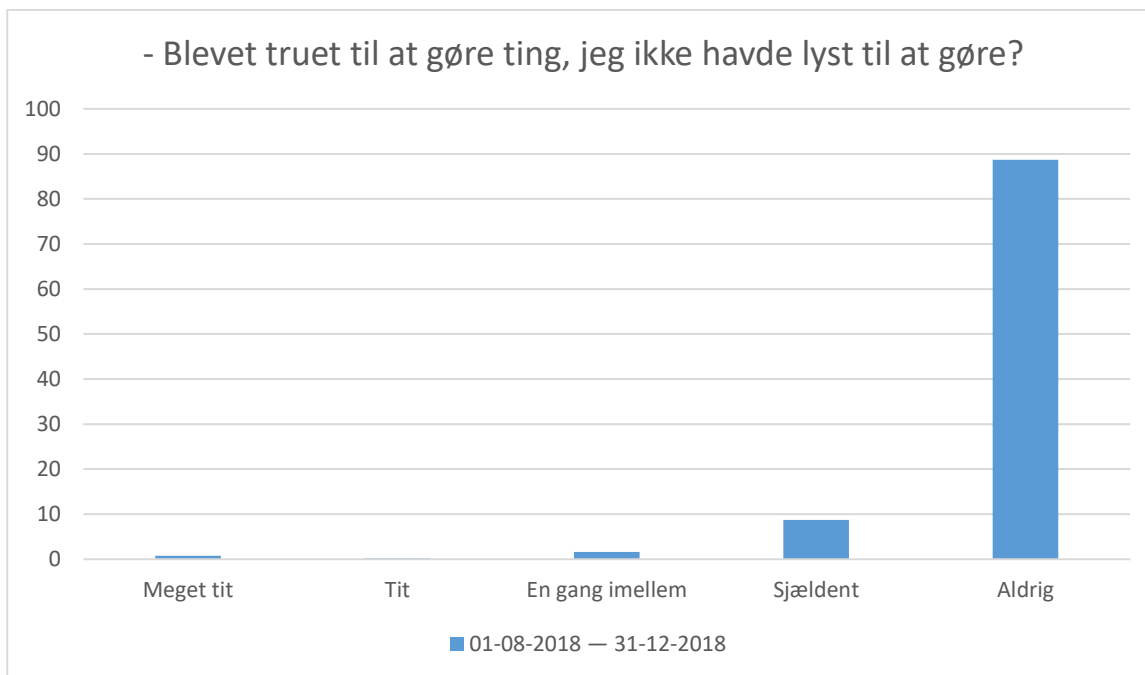
Afsnit H

I hvilket omfang er du det seneste år blevet udsat for følgende af andre elever eller ansatte på skolen?



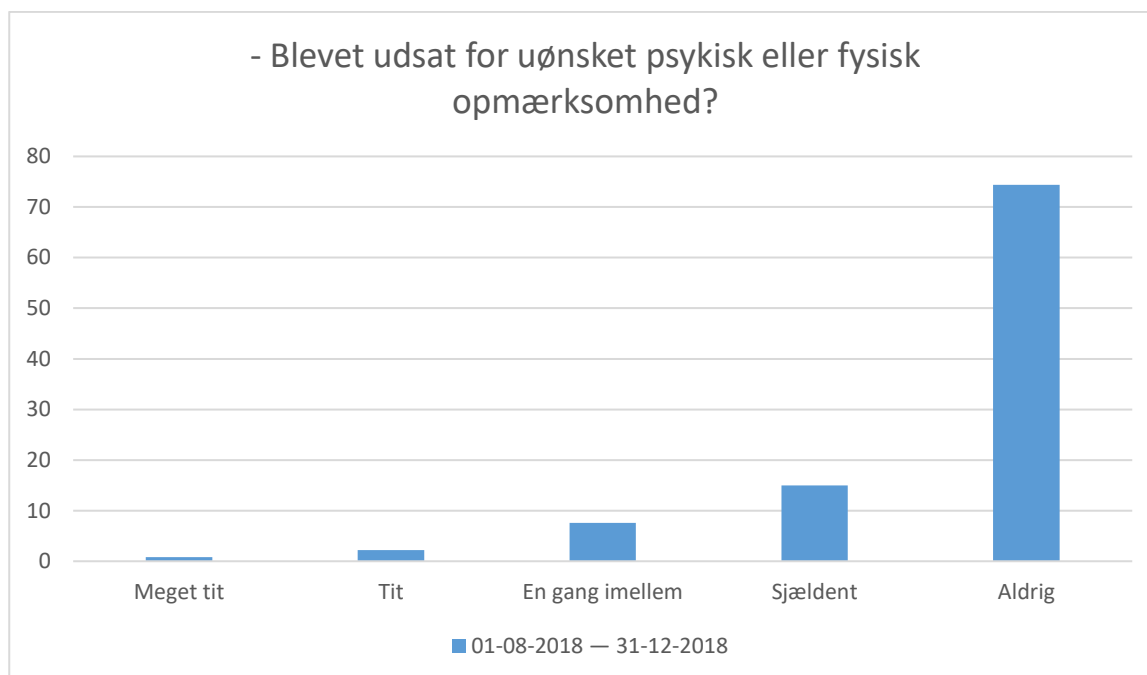
01-08-2018 — 31-12-2018; Gennemsnit: 1,4, spredning: 0,7

Svarmulighed	01-08-2018 — 31-12-2018: Antal	01-08-2018 — 31-12-2018: Andel (%)
Meget tit	5	1
Tit	7	1
En gang imellem	27	5
Sjældent	88	18
Aldrig	374	75
Total	501	-



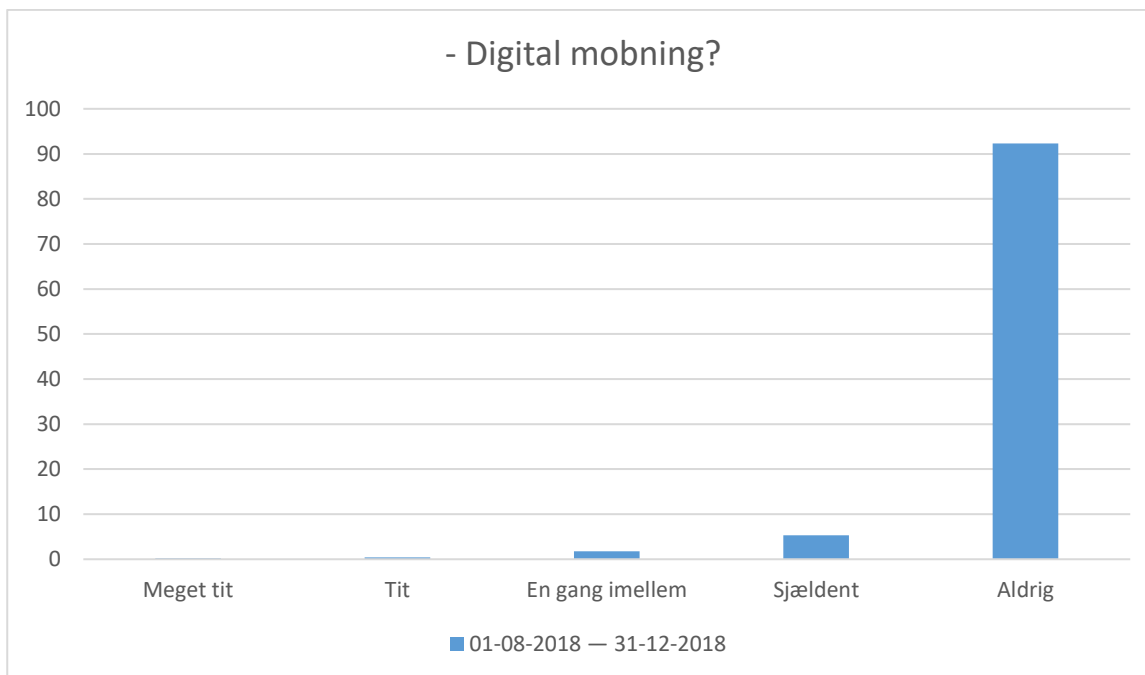
01-08-2018 — 31-12-2018; Gennemsnit: 1,2, spredning: 0,5

Svarmulighed	01-08-2018 — 31-12-2018: Antal	01-08-2018 — 31-12-2018: Andel (%)
Meget tit	4	1
Tit	1	0
En gang imellem	8	2
Sjældent	44	9
Aldrig	447	89
Total	504	-



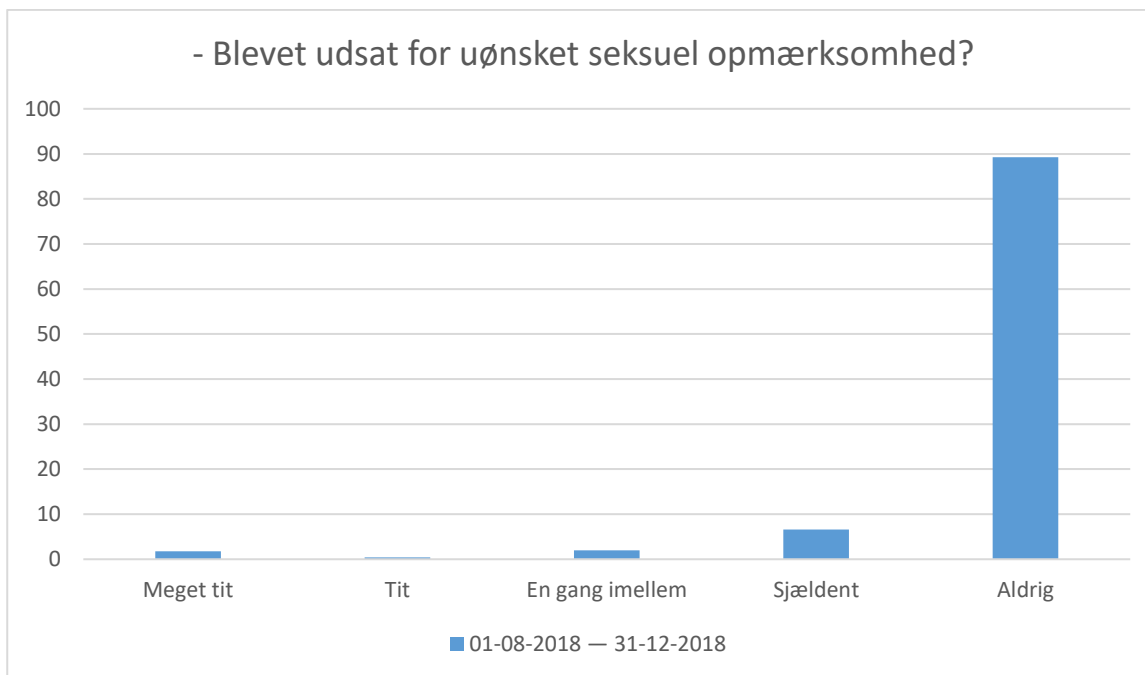
01-08-2018 — 31-12-2018; Gennemsnit: 1,4, spredning: 0,8

Svarmulighed	01-08-2018 — 31-12-2018: Antal		01-08-2018 — 31-12-2018: Andel (%)	
Meget tit		4		1
Tit		11		2
En gang imellem		38		8
Sjældent		75		15
Aldrig		372		74
Total		500		-



01-08-2018 — 31-12-2018; Gennemsnit: 1,1, spredning: 0,4

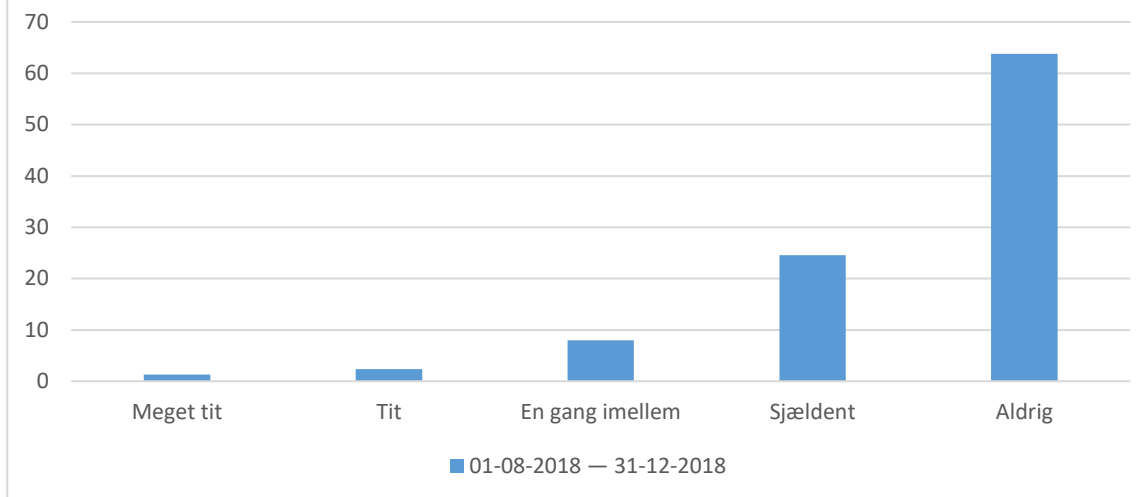
Svarmulighed	01-08-2018 — 31-12-2018: Antal	01-08-2018 — 31-12-2018: Andel (%)
Meget tit	1	0
Tit	2	0
En gang imellem	9	2
Sjældent	27	5
Aldrig	466	92
Total	505	-



01-08-2018 — 31-12-2018; Gennemsnit: 1,2, spredning: 0,7

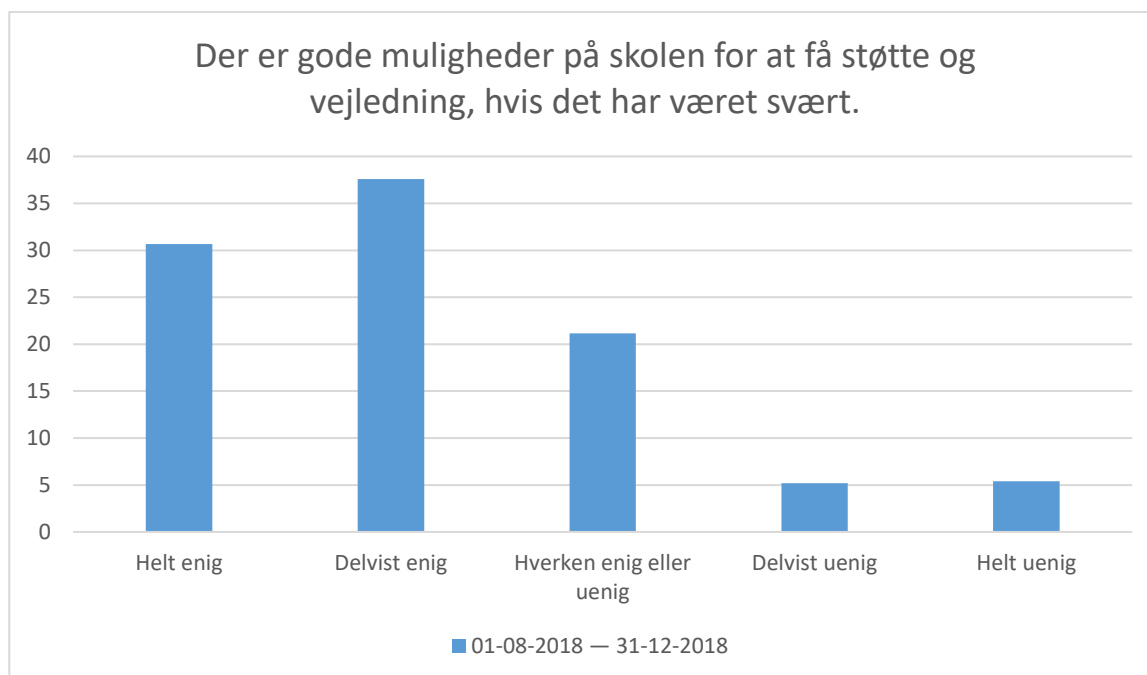
Svarmulighed	01-08-2018 — 31-12-2018: Antal		01-08-2018 — 31-12-2018: Andel (%)	
Meget tit	9		2	
Tit	2		0	
En gang imellem	10		2	
Sjældent	33		7	
Aldrig	449		89	
Total	503		-	

I hvilket omfang har du det seneste år oplevet, at elever eller ansatte på skolen er blevet presset til at gøre ting, som de ikke havde lyst til at gøre?



01-08-2018 — 31-12-2018; Gennemsnit: 1,5, spredning: 0,8

Svarmulighed	01-08-2018 — 31-12-2018: Antal	01-08-2018 — 31-12-2018: Andel (%)
Meget tit	6	1
Tit	11	2
En gang imellem	37	8
Sjældent	114	25
Aldrig	296	64
Total	464	-



01-08-2018 — 31-12-2018; Gennemsnit: 3,8, spredning: 1,1

Svarmulighed	01-08-2018 — 31-12-2018: Antal	01-08-2018 — 31-12-2018: Andel (%)
Helt enig	142	31
Delvist enig	174	38
Hverken enig eller uenig	98	21
Delvist uenig	24	5
Helt uenig	25	5
Total	463	-